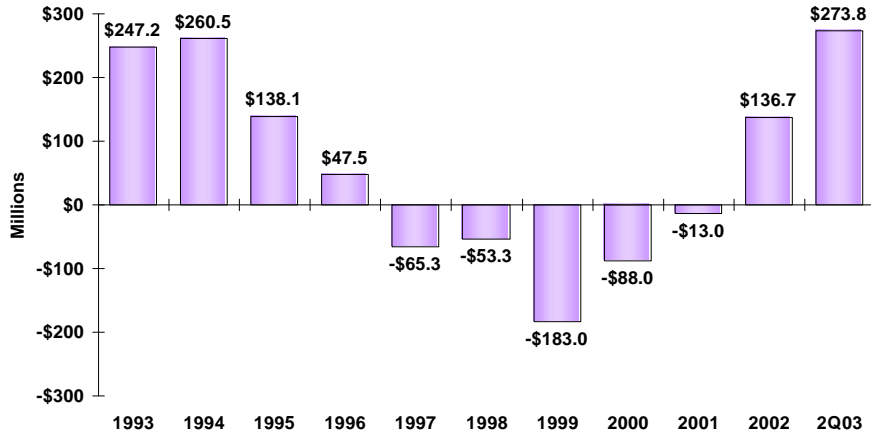
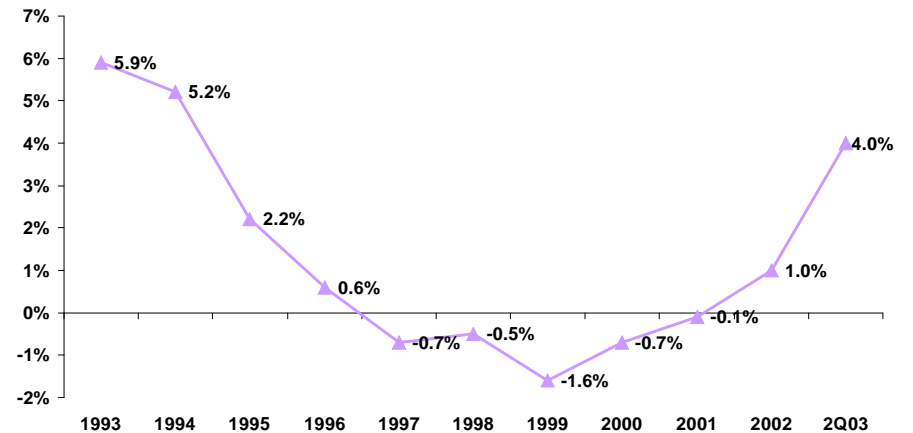




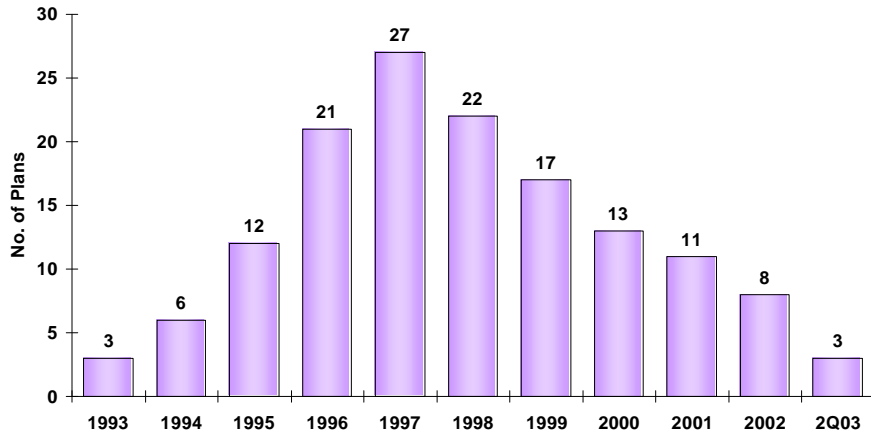
Net Income in Florida's HMOs 1993 - YTD June 30, 2003



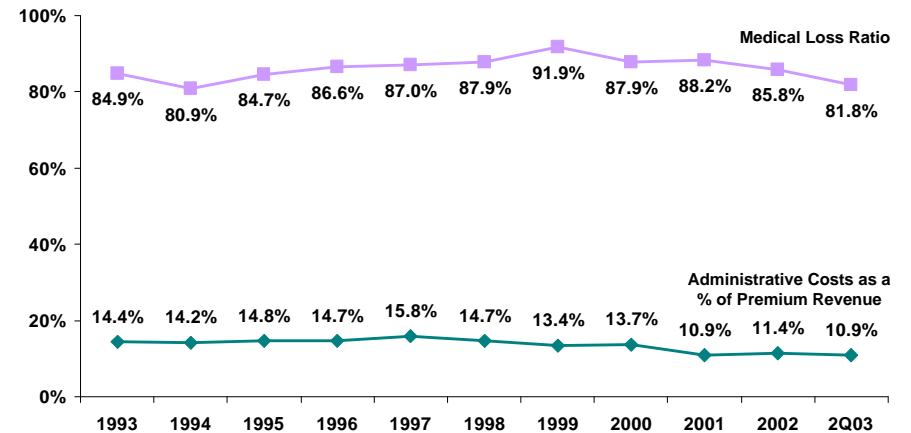
Profit Margin in Florida's HMOs 1993 - YTD June 30, 2003



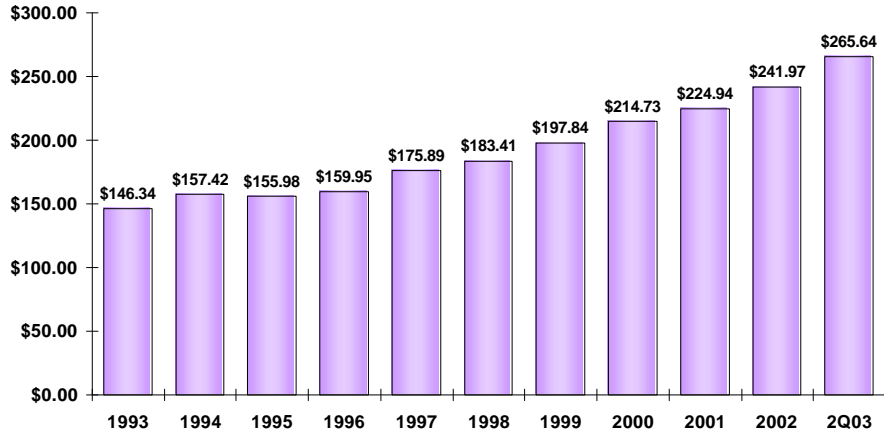
Number of HMOs Reporting Losses 1993 - YTD June 30, 2003



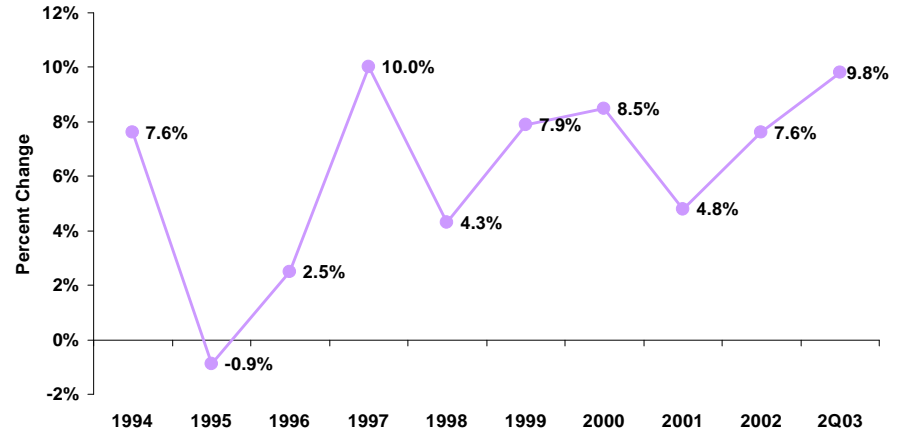
Medical Loss Ratio & Administrative Costs as a Percent of Premium Revenue 1993 - YTD June 30, 2003



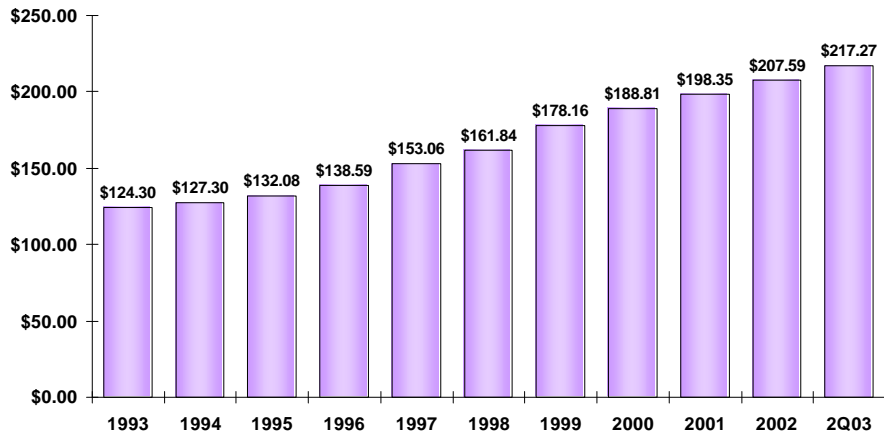
Premium Revenue per Member per Month 1993 – YTD June 30, 2003



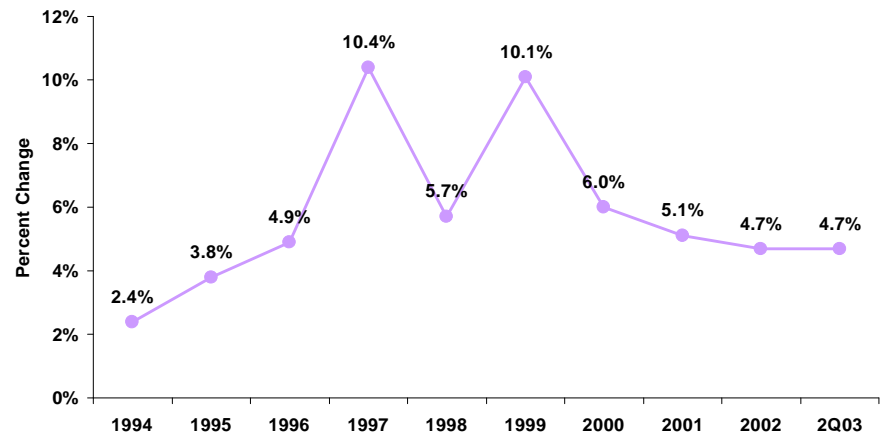
Premium Revenue per Member per Month Percent Change 1994 – YTD June 30, 2003



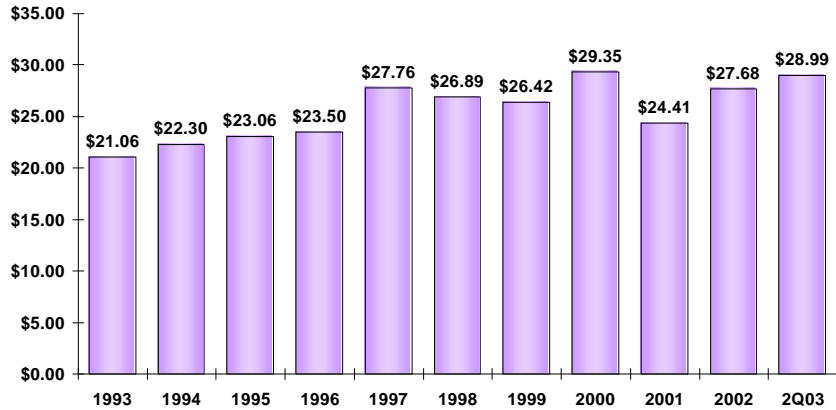
Medical Expenses per Member per Month 1993 – YTD June 30, 2003



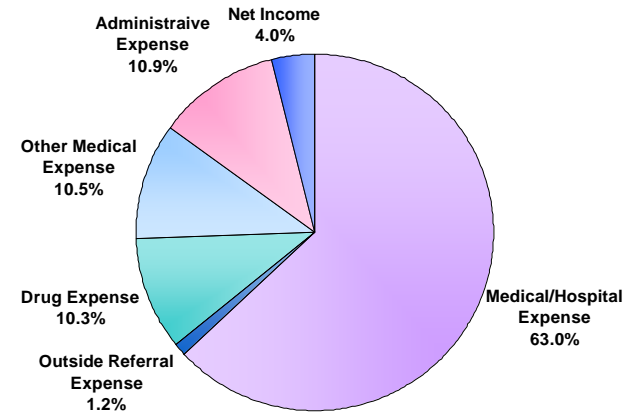
Medical Expense per Member per Month Percent Change 1994 – YTD June 30, 2003



Administrative Expenses per Member per Month 1993 – YTD June 30, 2003

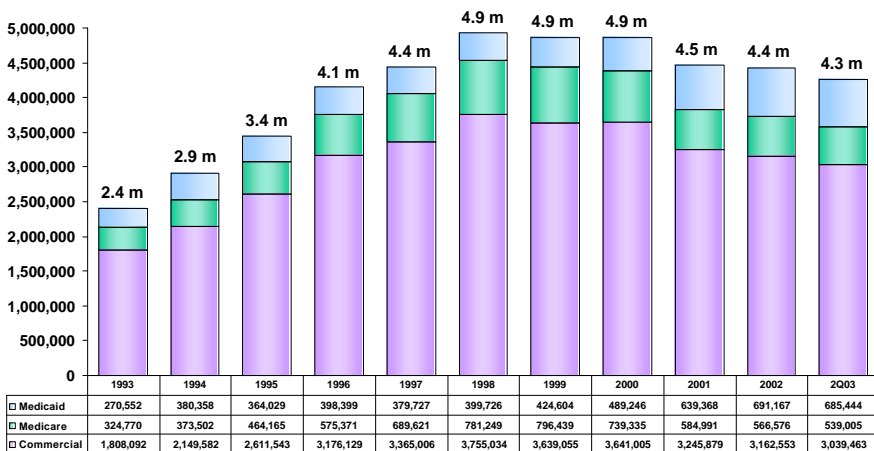


How the HMO Premium is Being Allocated 1993 – YTD June 30, 2003

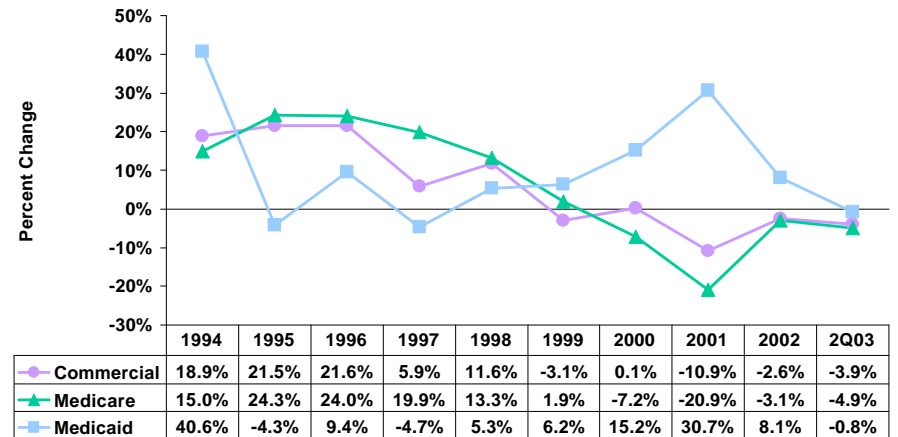


Floridians in HMOs 1993 – YTD June 30, 2003

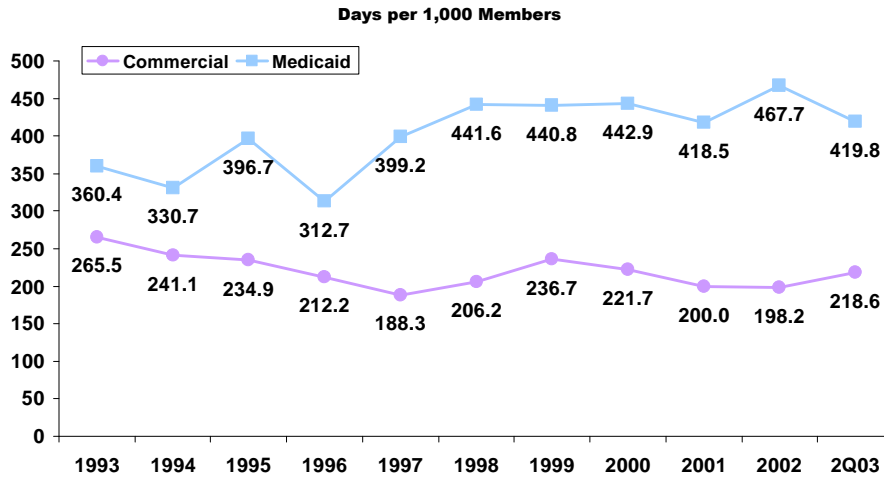
Total HMO Enrollment



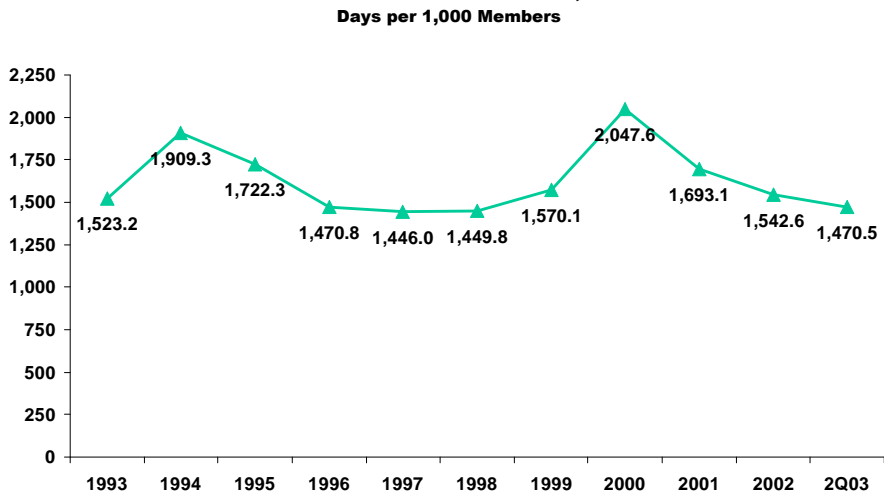
Percent Change in HMO Enrollment 1994 – YTD June 30, 2003



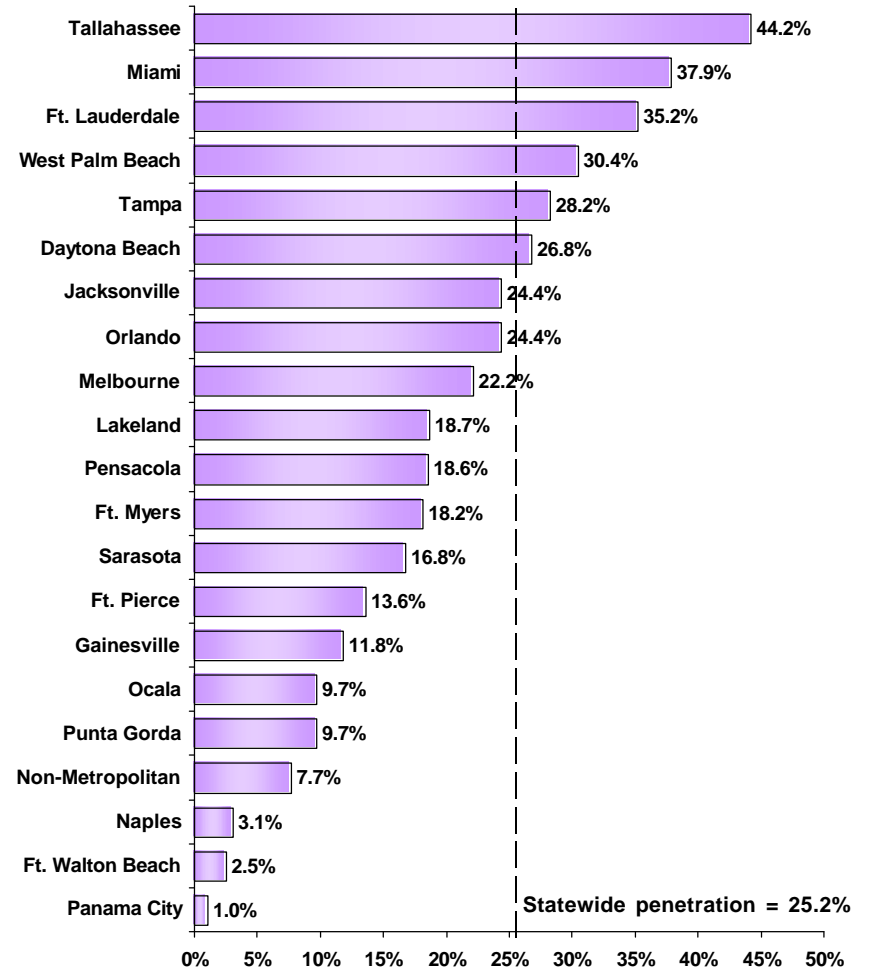
Inpatient Days per 1000 Commercial and Medicaid 1993 – YTD June 30, 2003



Inpatient Days per 1000 Medicare 1993 – YTD June 30, 2003



HMO Penetration by MSA YTD June 30, 2003



Sources: FHA Eye on the Market: HMO Market Share Report, October 2003
HMO filings from the Florida Department of Financial Services

For questions or comments, contact Debbie Hegarty at 407/841-6230 or debbieh@fha.org.

Quarterly data on individual HMOs can be found in "FHA Eye on the Market: HMO Indicators Report, October 2003."
To order a copy of the report, please contact Tracy at 407/841-6230 or see attached order form.

Valuable FHA Data Reports Available




An Association of Hospitals & Health

HMO Indicators Report ending quarter June 30, 2003

The **HMO Indicators Report** data for **quarter ending June 30, 2003**, includes complete comparative financial, enrollment and utilization data on all Florida HMOs. If you purchase a subscription, you will automatically receive the quarterly updates.

<u>QTY</u>	<u>Single</u>	<u>Subscription (4 quarters)</u>
___ FHA Institutional Members	\$ 95	\$ 295
___ FHA Associate Members	\$ 125	\$ 395
___ Non-Members	\$ 175	\$ 500



Yes, I do want to receive the **HMO Indicators Report** before it is printed. Check which format works better for you.

___ **E-mail only, document is print ready in Adobe Acrobat Reader**

___ **Hard Copy**

Cost (from above list) _____ **Quantity at** _____ **Price** = \$ _____

Sales Tax* _____ % \$ _____

*Please indicate percentage and amount of tax applicable to your Florida county.

No shipping with e-mail order

Shipping and handling: \$5.00 for single copy \$ _____

Shipping for Subscription order - four mailings \$ **12.00**

Total Due \$ _____

Check enclosed made payable to: Bill my: Visa Mastercard

Florida Hospital Association
P.O. Box 531107
Orlando, FL 32853-1107

Account #: _____

Expiration date: _____/_____/_____

Print name as on card: _____

Authorizing Signature: _____

Send to:

Name: _____ Title: _____

Organization: _____

Address: _____

City: _____ State: _____ Zip: _____

Phone: _____ Fax: _____ Email: _____

Please contact Tracy Thomas at 407/841-6230 if you have any questions.

For faster service, fax your credit card order to 407/422-5948