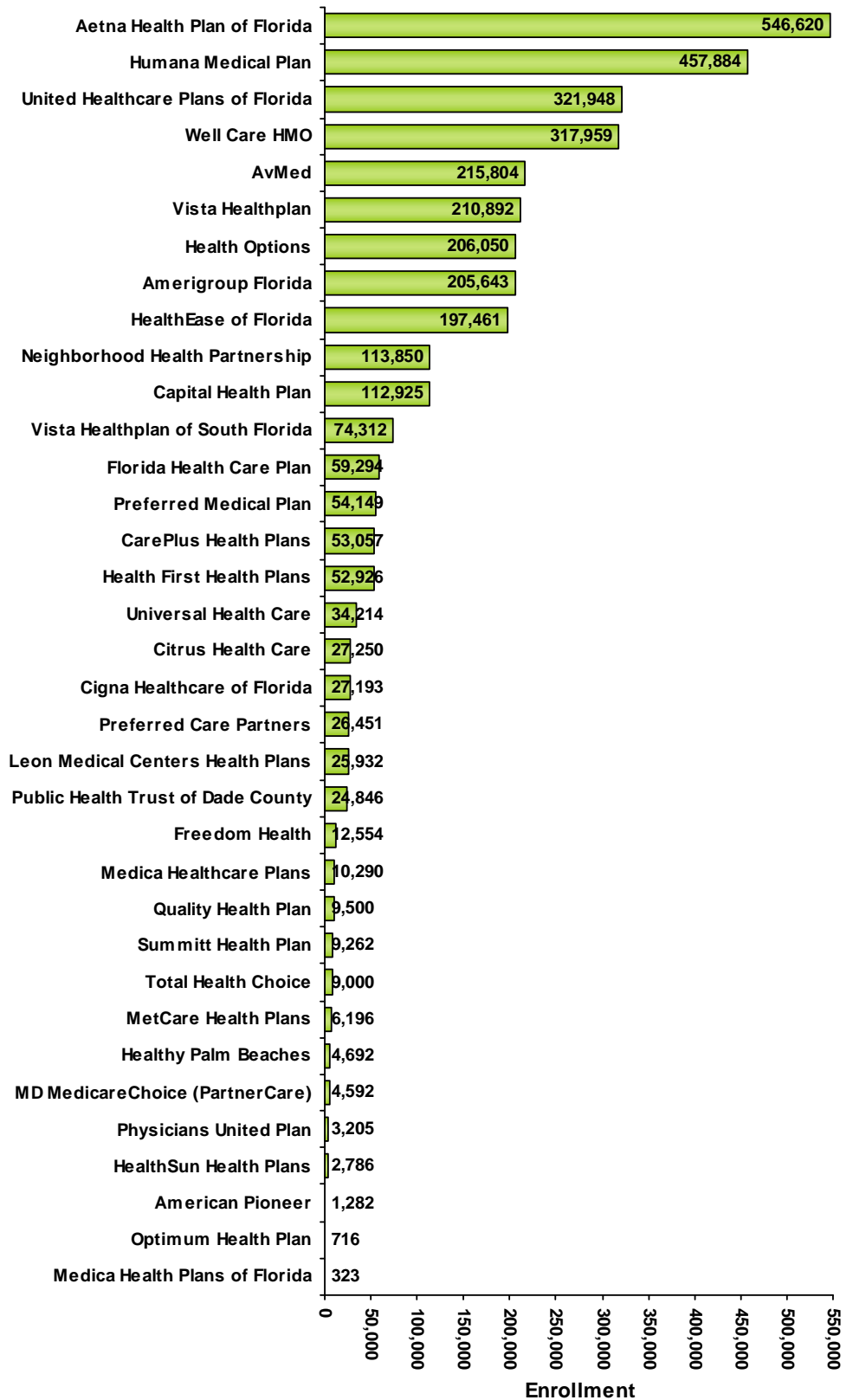


HMO Trends in Florida

(based on fiscal year end data 2002 to 2007)

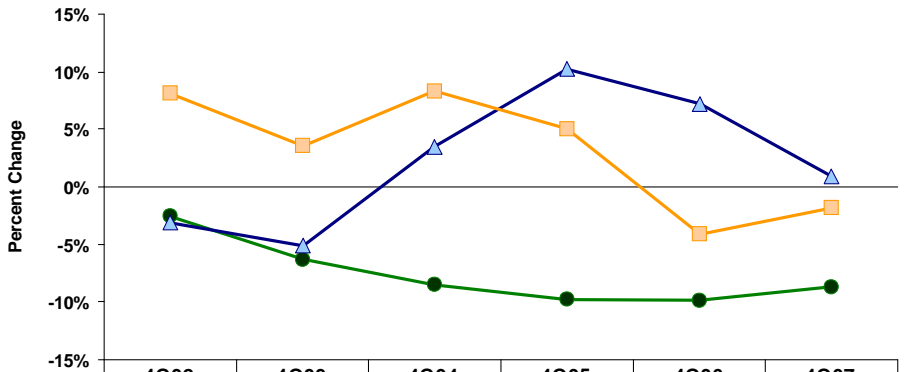
Enrollment in Florida's HMOs Fourth Quarter 2007



HMO Trends in Florida

(based on fiscal year end data 2002 to 2007)

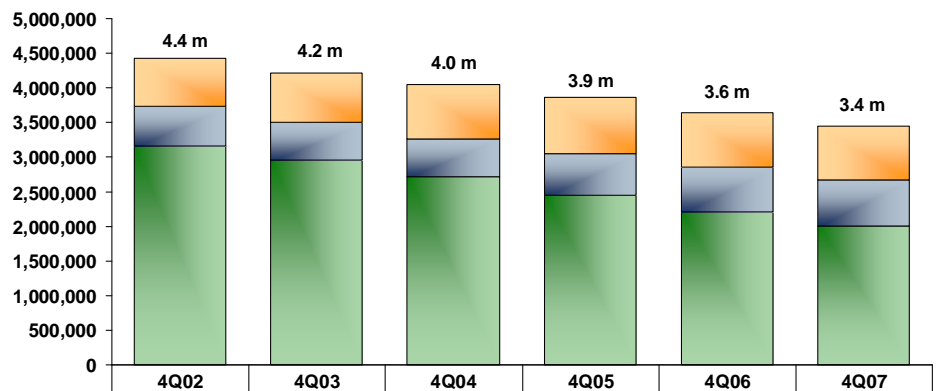
Percent Change in HMO Enrollment 4Q02 - 4Q07



	4Q02	4Q03	4Q04	4Q05	4Q06	4Q07
Commercial	-2.6%	-6.3%	-8.5%	-9.8%	-9.9%	-8.7%
Medicare	-3.1%	-5.1%	3.5%	10.2%	7.2%	0.9%
Medicaid	8.1%	3.6%	8.3%	5.0%	-4.1%	-1.8%

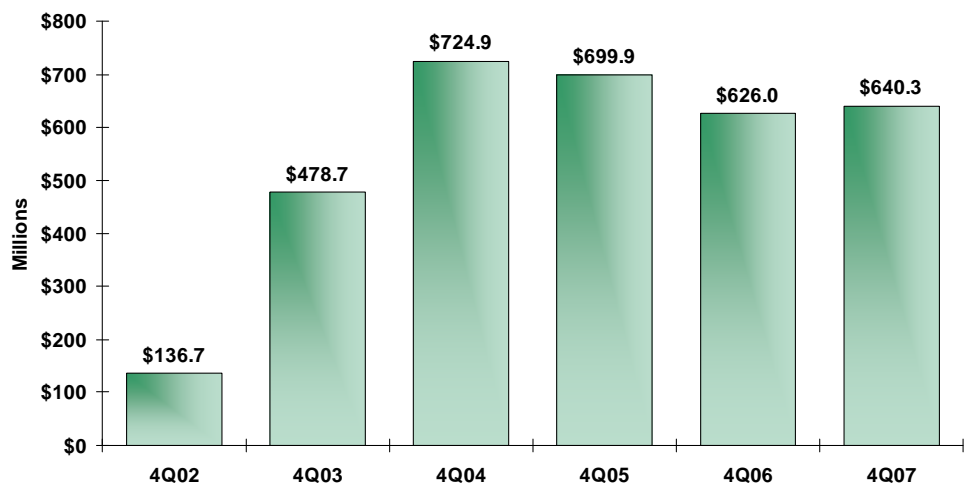
Floridians in HMOs 4Q02 - 4Q07

Total HMO Enrollment: 3,441,058



	4Q02	4Q03	4Q04	4Q05	4Q06	4Q07
Medicaid	691,167	716,241	775,876	814,786	781,700	767,278
Medicare	566,576	537,900	556,960	613,751	657,891	663,688
Commercial	3,162,553	2,964,527	2,711,833	2,445,075	2,201,868	2,010,092

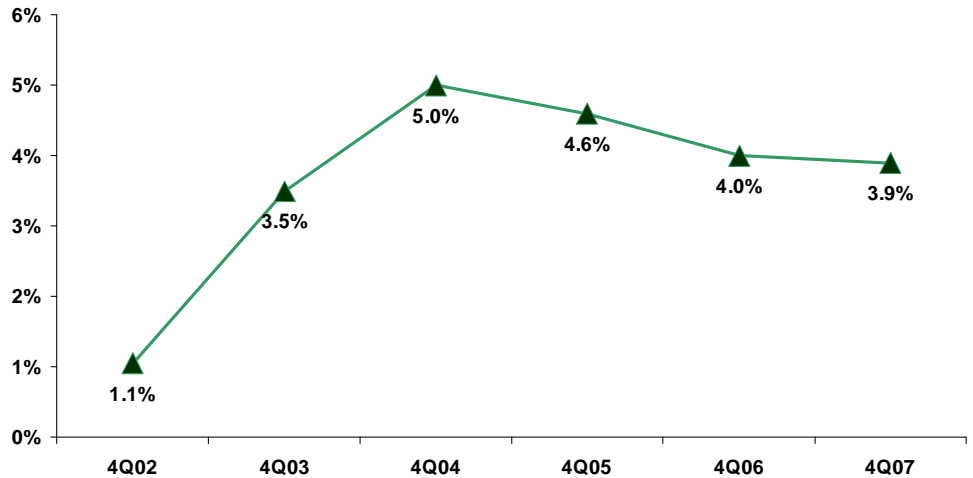
Net Income in Florida's HMOs 4Q02 - 4Q07



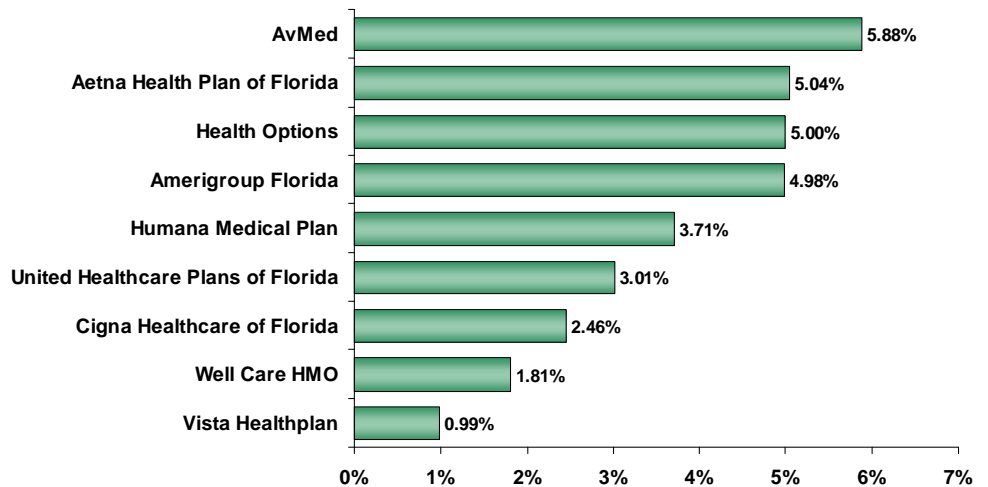
HMO Trends in Florida

(based on fiscal year end data 2002 to 2007)

Profit Margin in Florida's HMOs 4Q02 - 4Q07

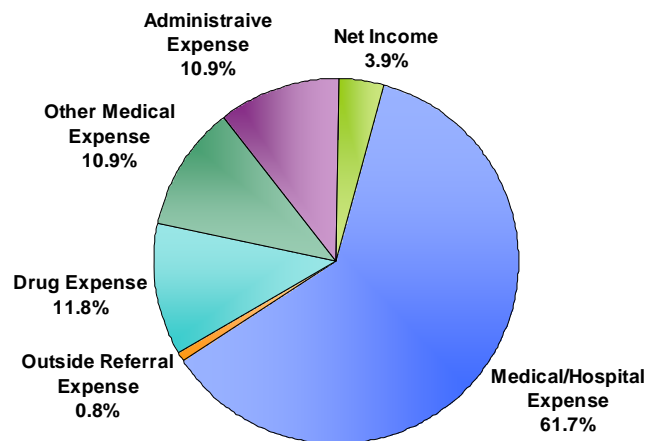


Profit Margins for Select HMOs Fourth Quarter 2007



How the HMO Premium is Allocated Fourth Quarter 2007

Total Premiums YTD:
\$16,534,026,922

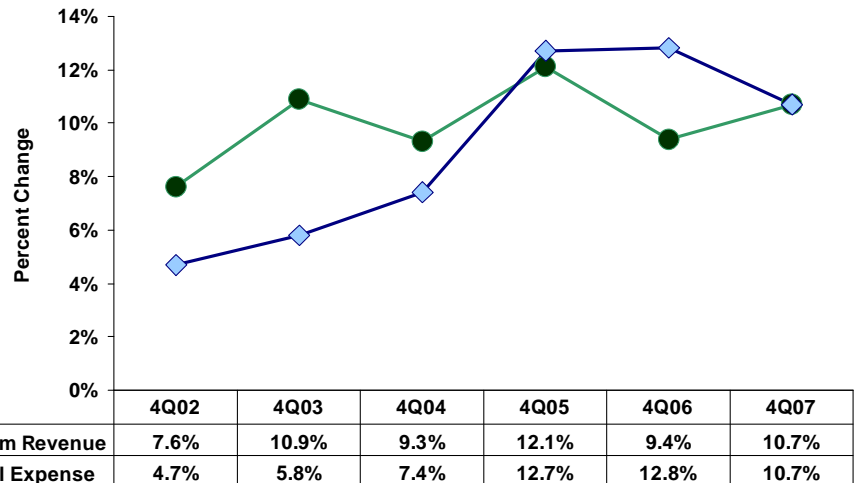


Source: FHA Eye on the Market: HMO Indicators Report, 4Q02-4Q07

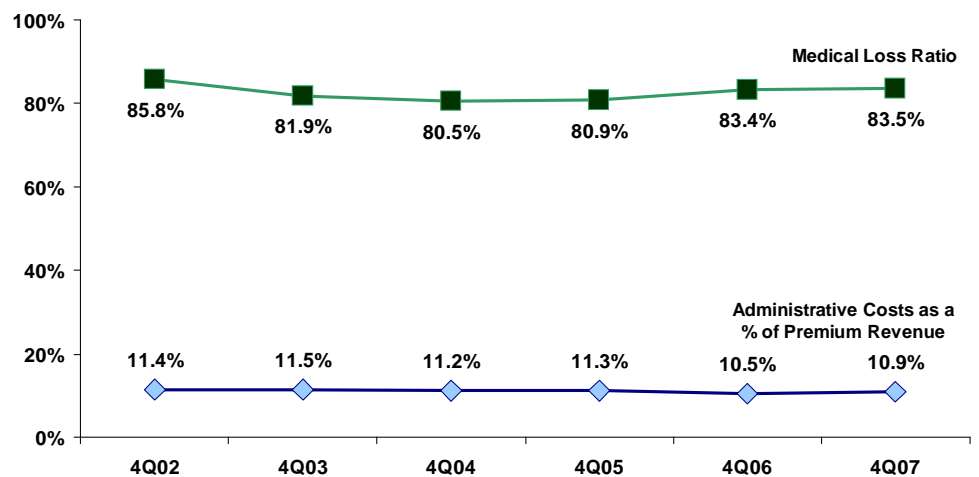
HMO Trends in Florida

(based on fiscal year end data 2002 to 2007)

Premium Revenue & Medical Expense per Member per Month Percent Change 4Q02 - 4Q07



Medical Loss Ratio & Administrative Costs as a Percent of Premium Revenue 4Q02 - 4Q07



For questions or comments, contact Debbie Hegarty at (407) 841-6230 or debbieh@fha.org.

HMO Reports Available from FHA

To ORDER these reports, go to the appropriate link to download the order form or e-mail Debbie Hegarty at debbieh@fha.org.

HMO Indicators Report: *YTD financial & utilization data*
www.fha.org/acrobat/indicatorsorder.pdf

HMO Market Share Report: *Quarterly enrollment & market penetration*
www.fha.org/acrobat/hmomarketshare.pdf

Source: FHA Eye on the Market: HMO Indicators Report, 4Q02-4Q07