

# Inpatient Use in Florida Hospitals

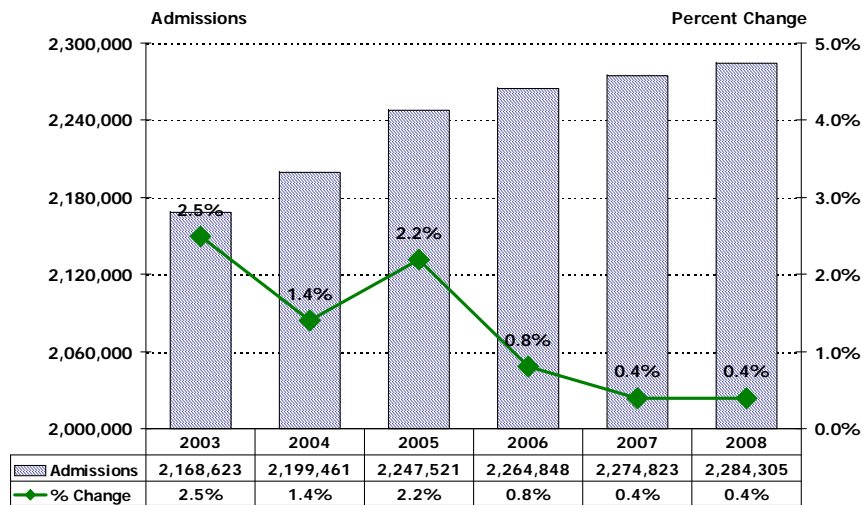
(based on data through June 30, 2008)



## Data Brief

### Admissions to Florida Hospitals

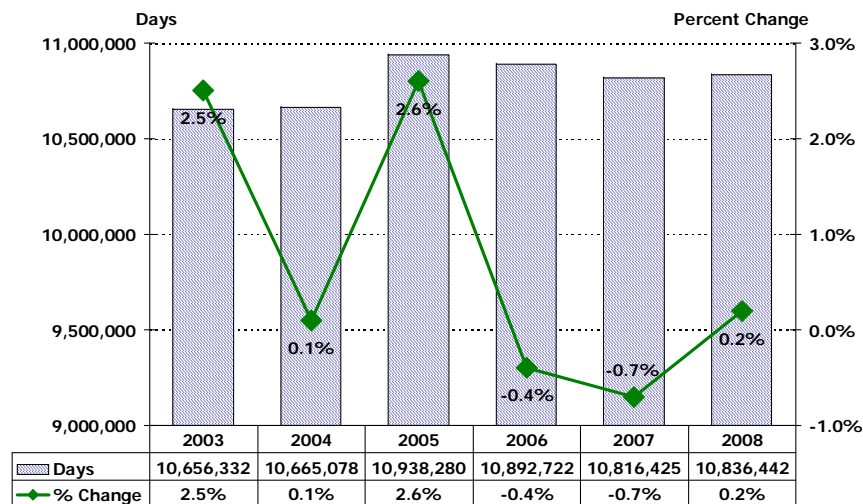
Twelve Months Ending Second Quarter 2003 - Second Quarter 2008



Note: Excludes newborns and neonates.

### Inpatient Days in Florida Hospitals

Twelve Months Ending Second Quarter 2003 - Second Quarter 2008



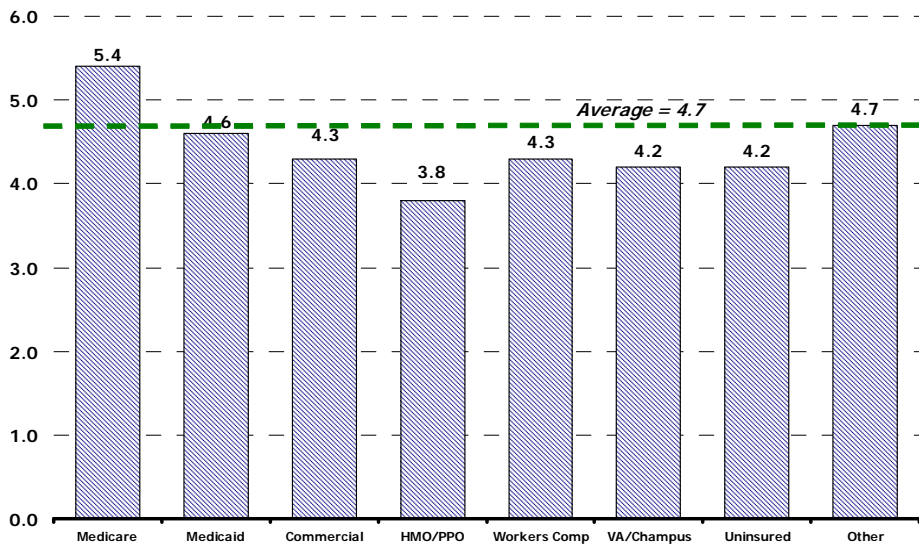
Note: Excludes newborns and neonates.

### Change in Admissions by MSA

Twelve Months Ending Second Quarter, 2007 vs. Second Quarter 2008

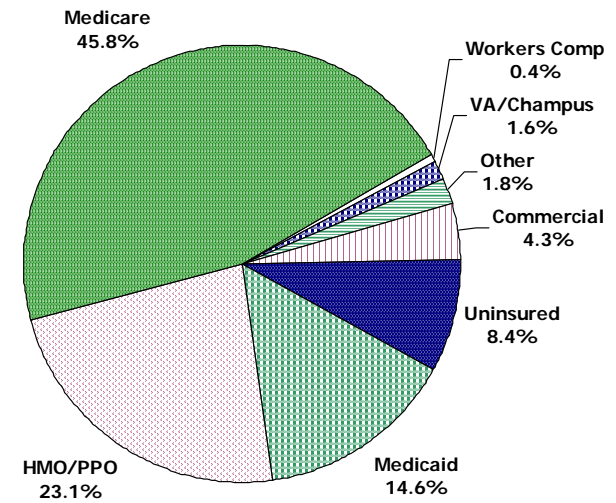


### Average Length of Stay by Payer Twelve Months Ending Second Quarter 2008



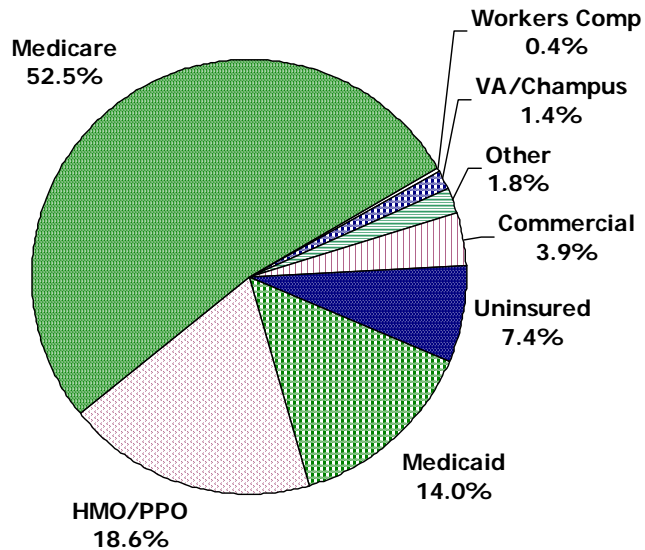
### Admissions by Payer Category Twelve Months Ending Second Quarter 2008

Total Admissions: 2,284,305

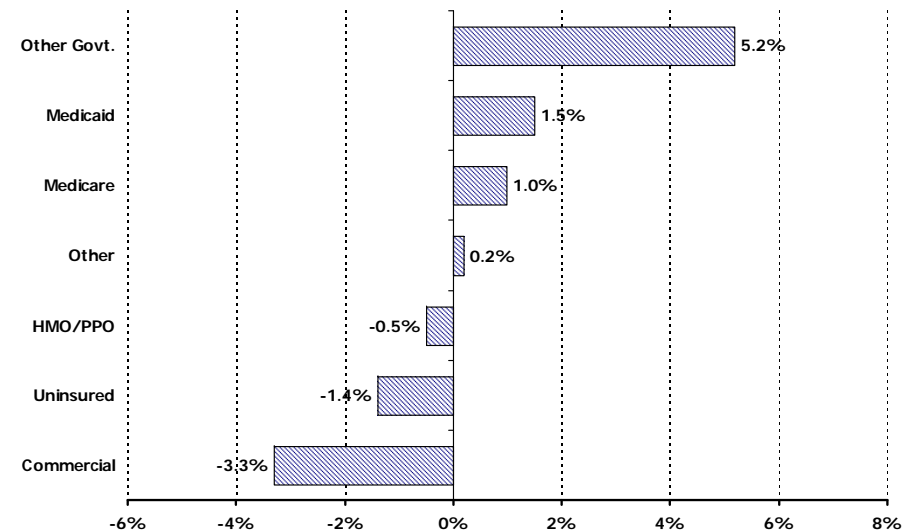


### Patient Days by Payer Category Twelve Months Ending Second Quarter 2008

Total Patient Days: 10,836,442



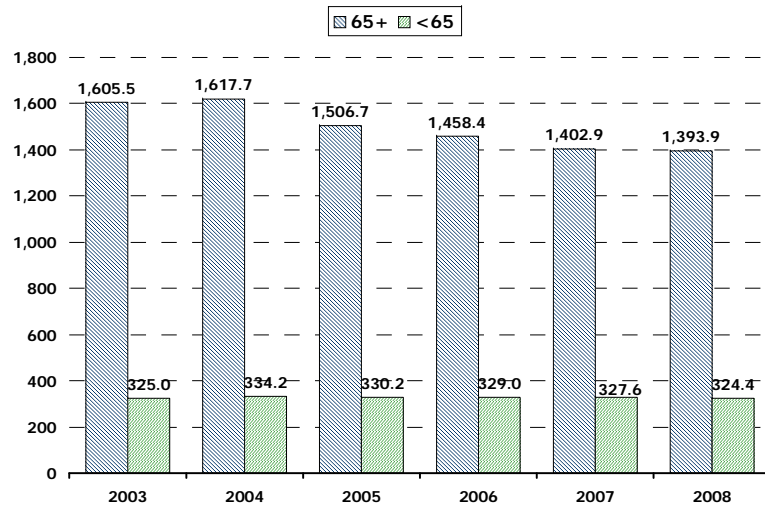
### Changes in Admissions by Payer Category Twelve Months Ending Second Quarter 2007 vs. Second Quarter 2008



Note: Excludes newborns and neonates.

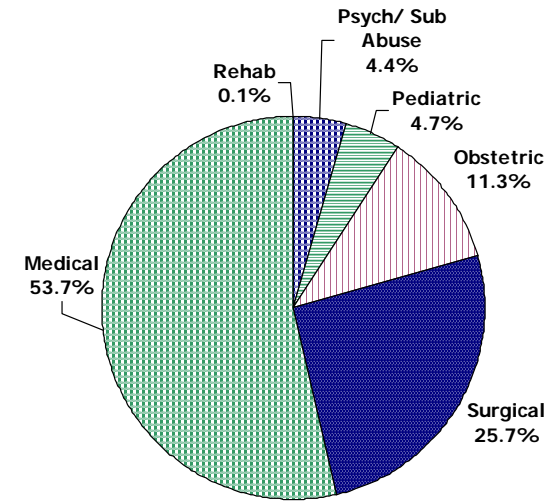
### Patient Days per 1000

Twelve Months Ending Second Quarter 2003 - Second Quarter 2008



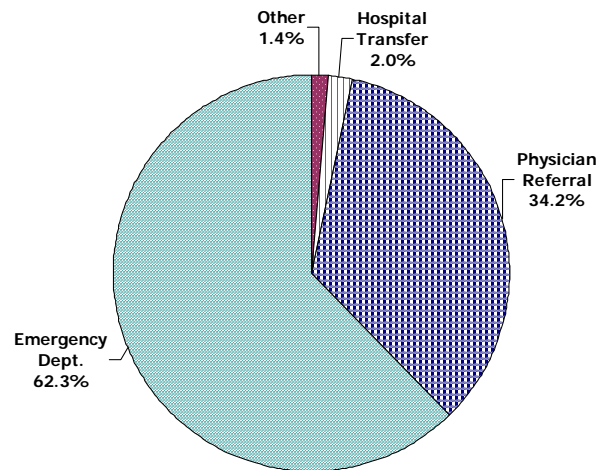
### Admissions by Type of Hospital Service

Twelve Months Ending Second Quarter 2008



### Source of Admission to Florida Hospitals

Twelve Months Ending Second Quarter 2008



### Top 10 DRGs

Twelve Months Ending Second Quarter 2008

Description	Discharges	ALOS	Average Charges
Normal newborn	155,584	2.2	\$2,330
Vaginal delivery w/o complicating diagnoses	119,698	2.3	\$9,264
Psychoses	93,088	7.8	\$13,729
Cesarean section w/o CC/MCC	60,548	3.0	\$16,155
Esophagitis, gastroent & misc digest disorders w/o MCC	55,068	3.0	\$19,895
Chest pain	51,833	1.9	\$16,497
Neonate w other significant problems	47,622	2.7	\$4,485
Heart failure & shock w MCC	32,036	5.8	\$32,223
Cellulitis w/o MCC	28,837	4.0	\$17,938
Septicemia w/o MV 96+ hours w MCC	28,667	7.6	\$50,188
<b>Total Top 10 DRGs</b>	<b>672,981</b>	<b>3.6</b>	<b>\$13,195</b>
<b>Total All DRGs</b>	<b>2,562,575</b>	<b>4.7</b>	<b>\$33,300</b>

Sources: FHA Eye on the Market: Hospital Utilization Report, Second Quarter 2008, April 2009  
 AHCA Inpatient Discharge Data, short-term acute care hospitals, 12 months ending June 2003 - June 2008

For questions or comments, contact Debbie Hegarty, Surveys/Special Projects Manager at (407) 841-6230 or debbieh@fha.org. FHA has a full line of market share reports available and can produce custom reports as well. Contact Debbie for details.

This information is from "FHA Eye on the Market: Hospital Inpatient Utilization Report, Second Quarter 2008, April 2009," which includes data on individual hospitals. To order a copy of the report, please contact FHA Data Services at (407) 841-6230 or see attached order form.