

# Inpatient Use in Florida Hospitals

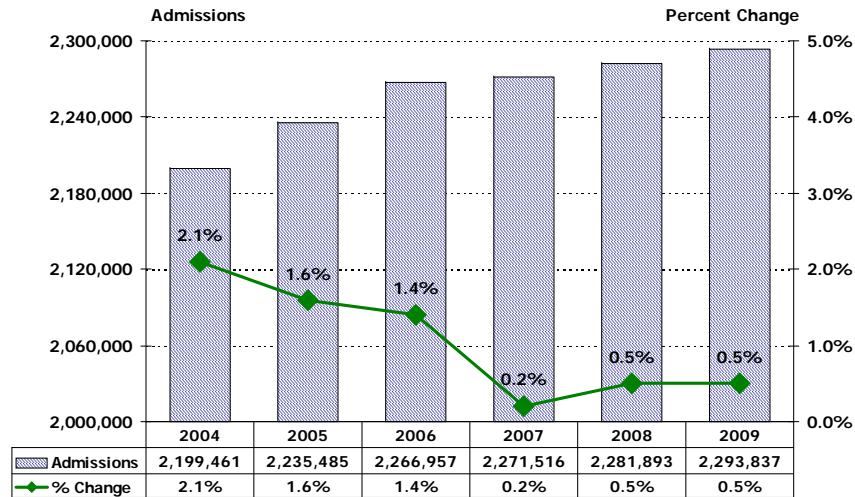
(based on data through March 31, 2009)



## Data Brief

### Admissions to Florida Hospitals

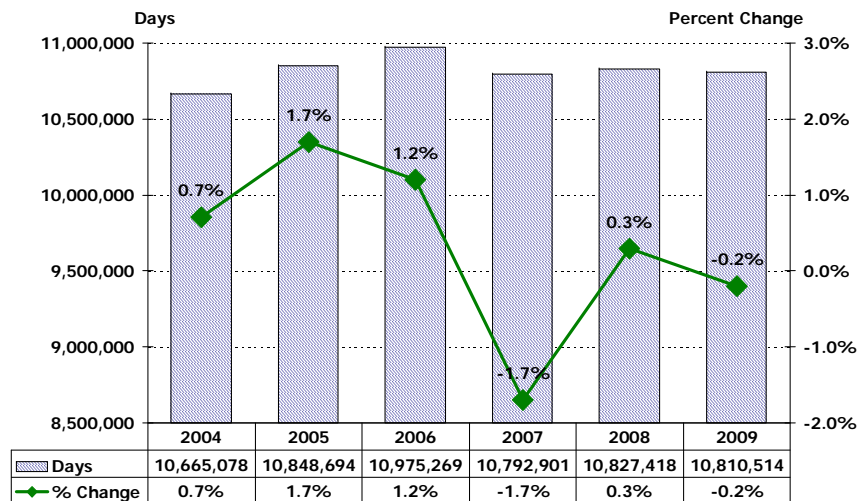
Twelve Months Ending First Quarter 2004 - First Quarter 2009



Note: Excludes newborns and neonates.

### Inpatient Days in Florida Hospitals

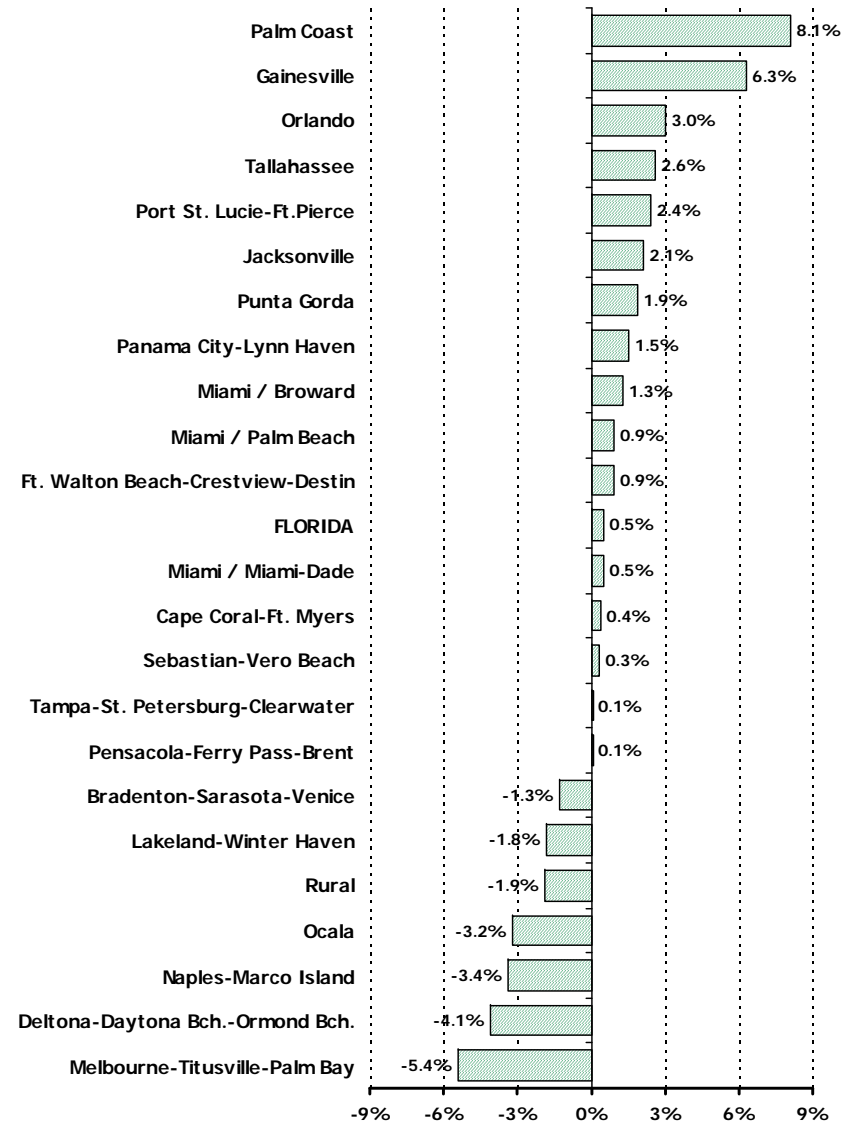
Twelve Months Ending First Quarter 2004 - First Quarter 2009



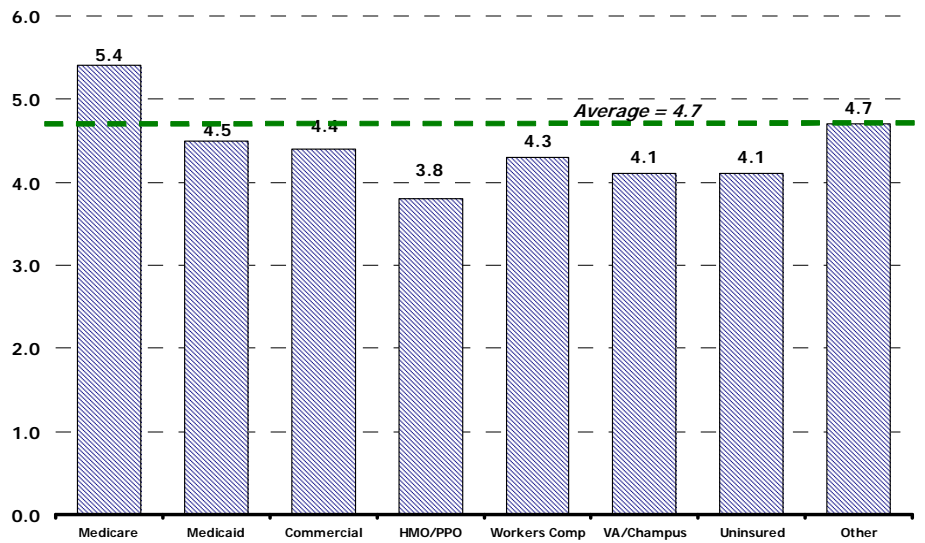
Note: Excludes newborns and neonates.

### Change in Admissions by MSA

Twelve Months Ending First Quarter 2008 vs. First Quarter 2009

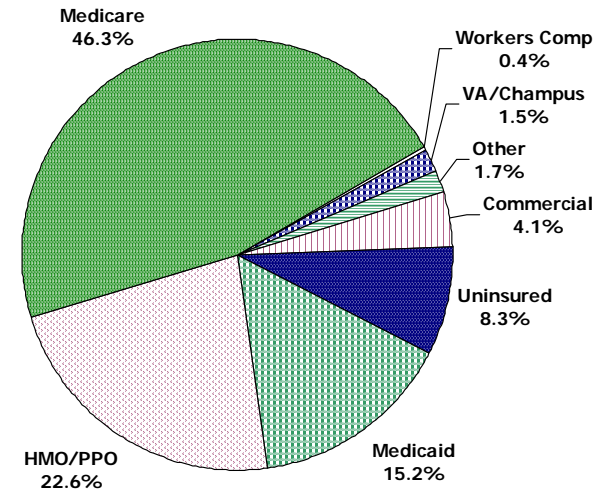


### Average Length of Stay by Payer Twelve Months Ending First Quarter 2009



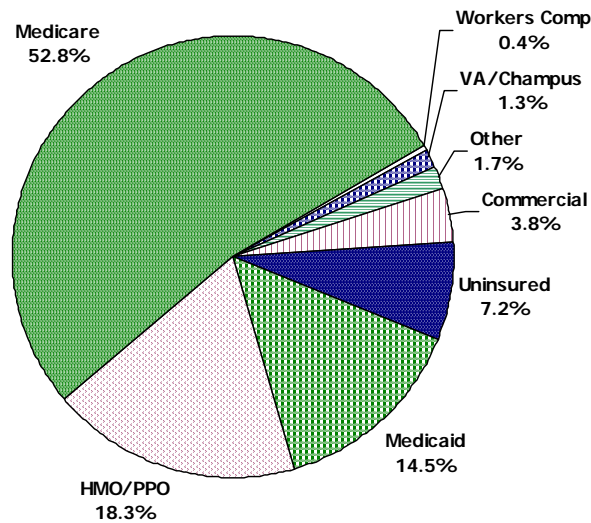
### Admissions by Payer Category Twelve Months Ending First Quarter 2009

Total Admissions: 2,293,837

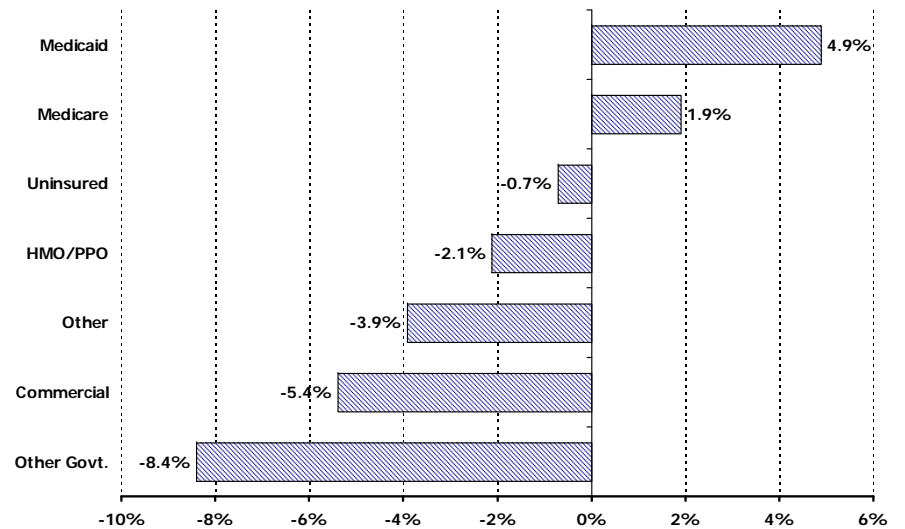


### Patient Days by Payer Category Twelve Months Ending First Quarter 2009

Total Patient Days: 10,810,514



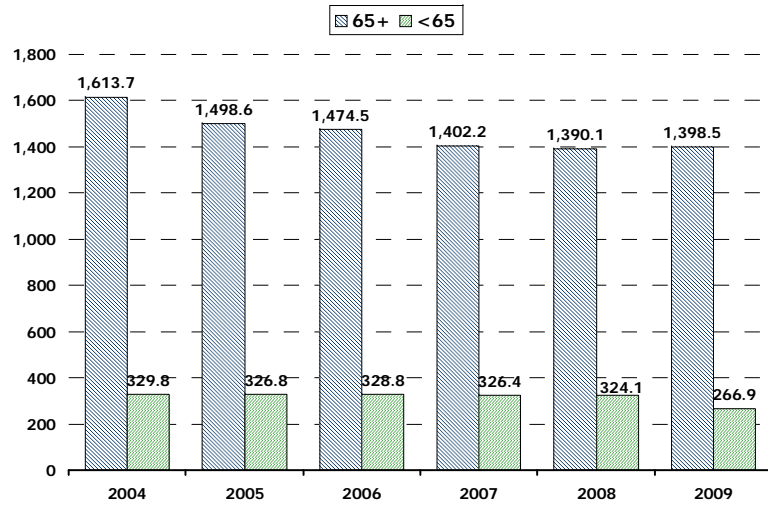
### Changes in Admissions by Payer Category Twelve Months Ending First Quarter 2008 vs. First Quarter 2009



Note: Excludes newborns and neonates.

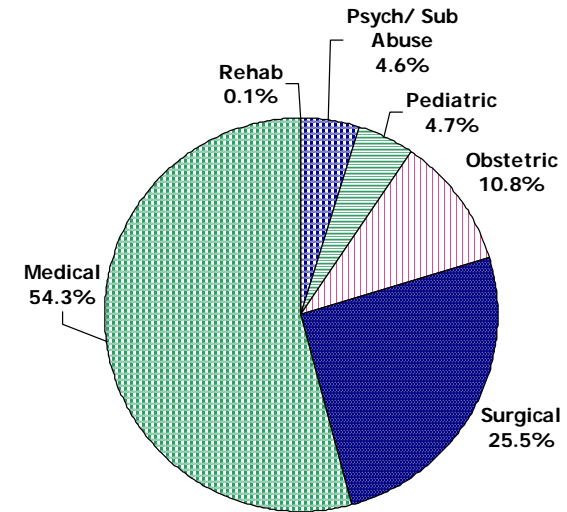
### Patient Days per 1000

Twelve Months Ending First Quarter 2004 - First Quarter 2009



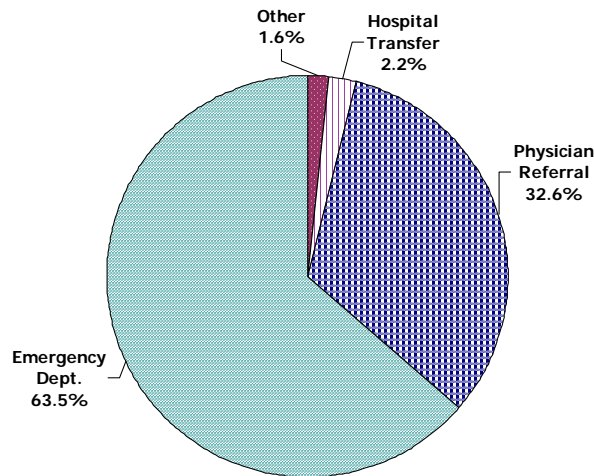
### Admissions by Type of Hospital Service

Twelve Months Ending First Quarter 2009



### Source of Admission to Florida Hospitals

Twelve Months Ending First Quarter 2009



### Top 10 DRGs

Twelve Months Ending First Quarter 2009

Description	Discharges	ALOS	Average Charges
Normal newborn	147,227	2.2	\$2,696
Vaginal delivery w/o complicating diagnoses	114,156	2.3	\$9,758
Psychoses	94,999	7.7	\$13,928
Esophagitis, gastroent & misc digest disorders w/o MCC	66,546	3.1	\$21,217
Cesarean section w/o CC/MCC	56,175	2.9	\$17,204
Major joint replacement or reattachment of lower extremity w/o MCC	53,131	3.7	\$54,664
Chest pain	48,651	1.8	\$17,789
Neonate w other significant problems	47,000	2.6	\$4,837
Cellulitis w/o MCC	35,145	4.0	\$19,134
Kidney & urinary tract infections w/o MCC	30,462	3.7	\$20,136
<b>Total Top 10 DRGs</b>	<b>693,492</b>	<b>3.4</b>	<b>\$15,134</b>
<b>Total All DRGs</b>	<b>2,564,161</b>	<b>4.7</b>	<b>\$35,517</b>

Sources: FHA Eye on the Market: Hospital Utilization Report, First Quarter 2009, November 2009  
 AHCA Inpatient Discharge Data, short-term acute care hospitals, 12 months ending March 2004 - March 2009

For questions or comments, contact Debbie Hegarty, Surveys/Special Projects Manager at (407) 841-6230 or debbieh@fha.org. FHA has a full line of market share reports available and can produce custom reports as well. Contact Debbie for details.

This information is from "FHA Eye on the Market: Hospital Inpatient Utilization Report, First Quarter 2009, November 2009," which includes data on individual hospitals. To order a copy of the report, please contact FHA Data Services at (407) 841-6230 or see attached order form.

