

Inpatient Use in Florida Hospitals

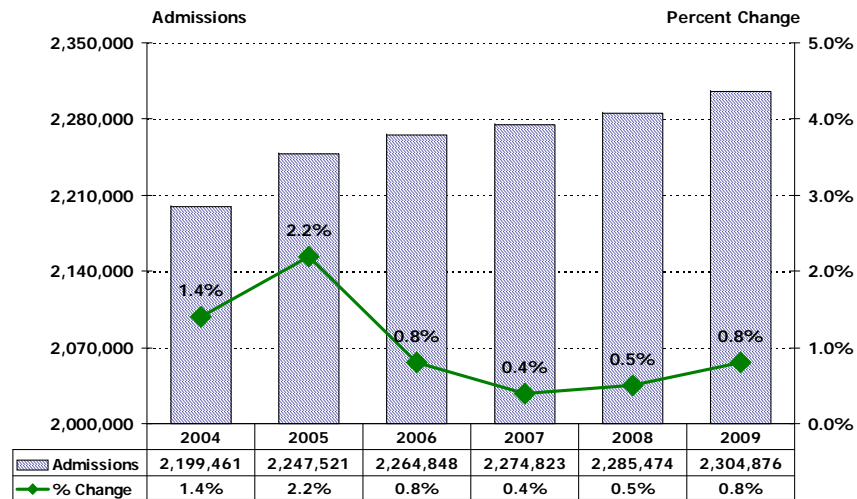
(based on data through June 30, 2009)



Data Brief

Admissions to Florida Hospitals

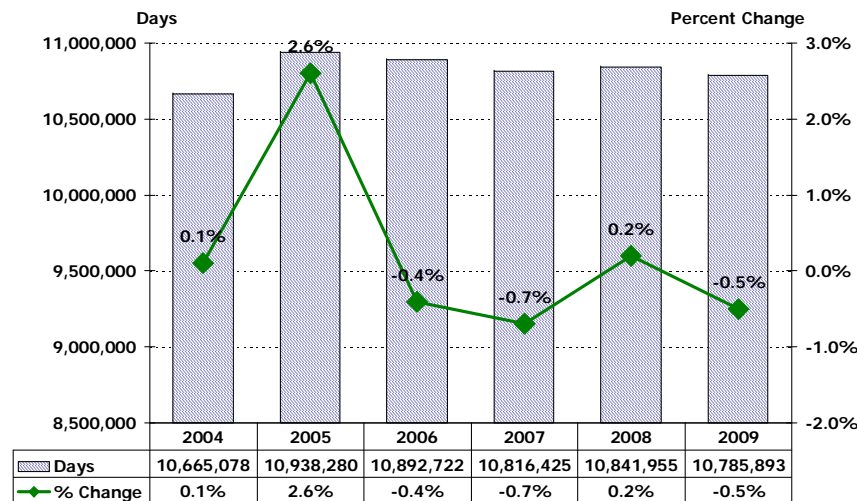
Twelve Months Ending Second Quarter 2004 - Second Quarter 2009



Note: Excludes newborns and neonates.

Inpatient Days in Florida Hospitals

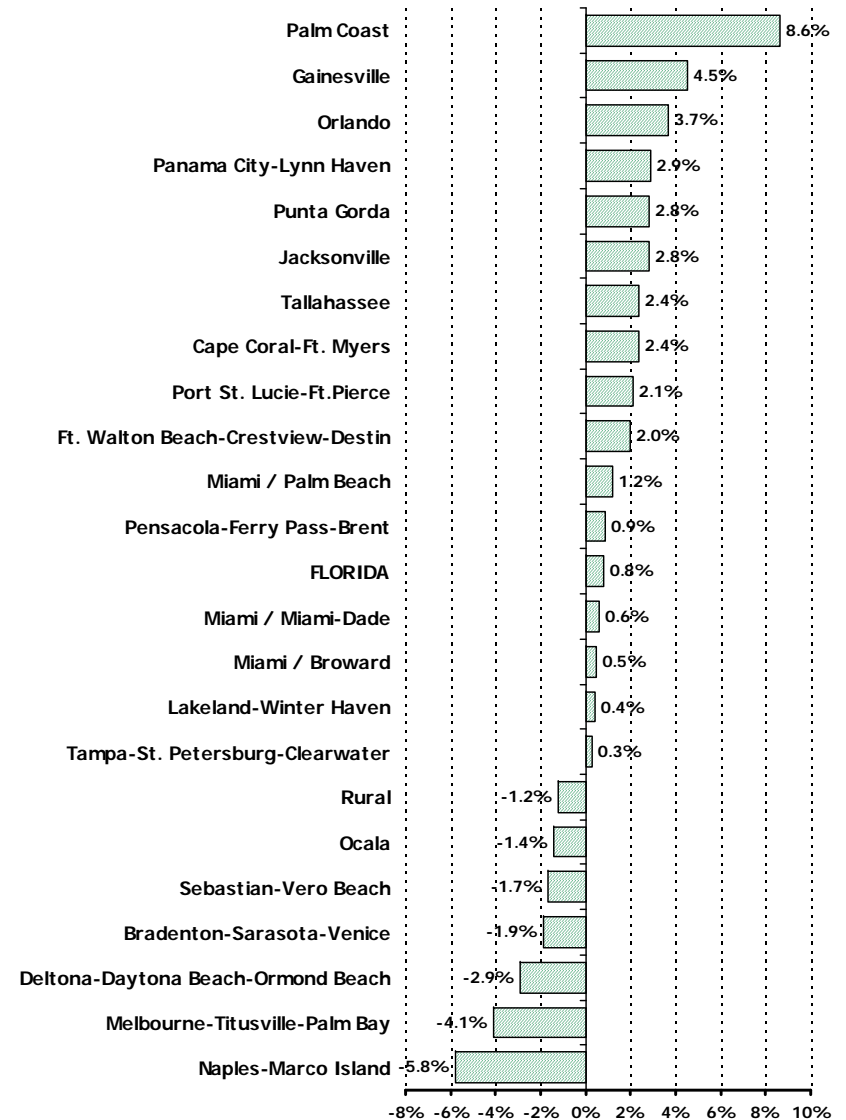
Twelve Months Ending Second Quarter 2004 - Second Quarter 2009



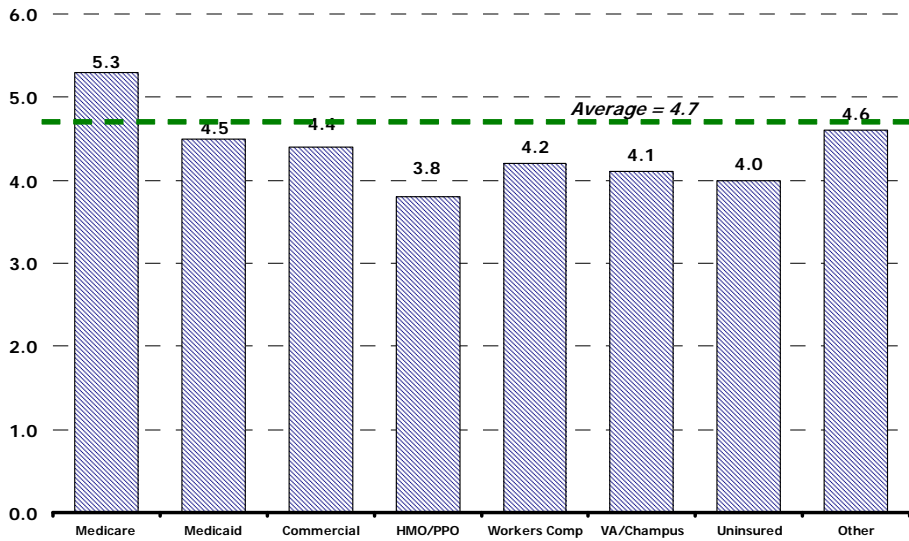
Note: Excludes newborns and neonates.

Change in Admissions by MSA

Twelve Months Ending Second Quarter 2008 vs. Second Quarter 2009

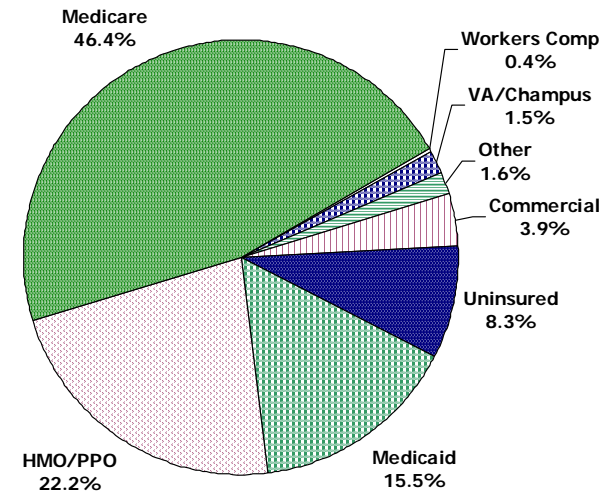


Average Length of Stay by Payer Twelve Months Ending Second Quarter 2009



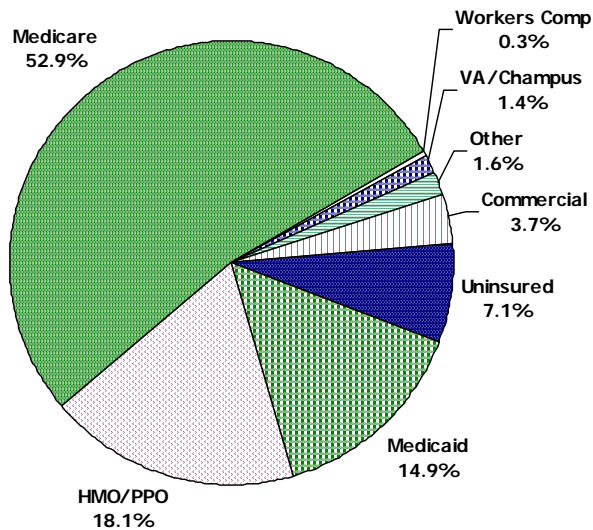
Admissions by Payer Category Twelve Months Ending Second Quarter 2009

Total Admissions: 2,304,876

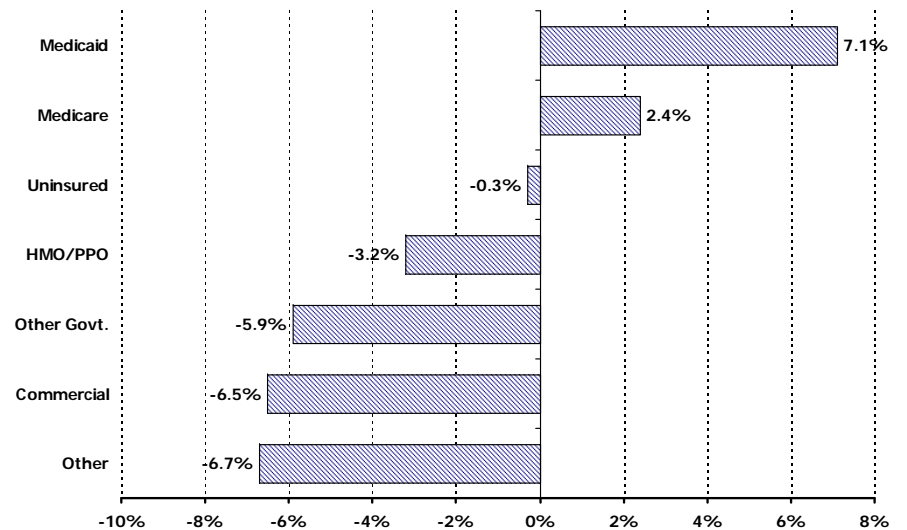


Patient Days by Payer Category Twelve Months Ending Second Quarter 2009

Total Patient Days: 10,785,893



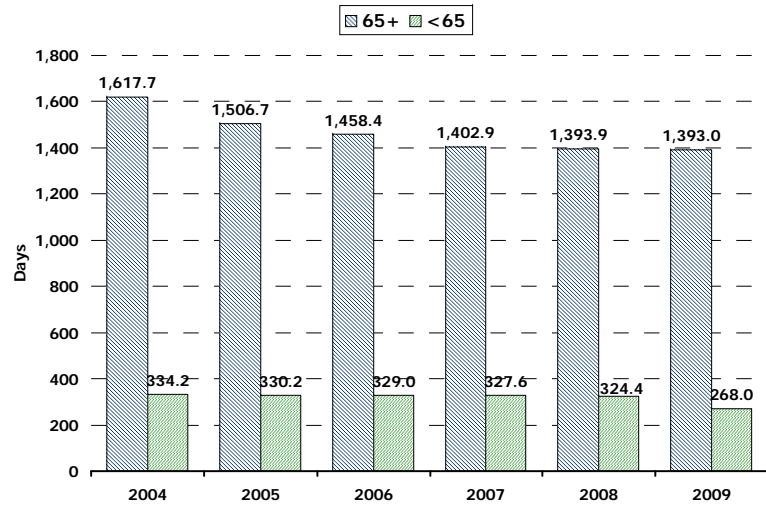
Changes in Admissions by Payer Category Twelve Months Ending Second Quarter 2008 vs. Second Quarter 2009



Note: Excludes newborns and neonates.

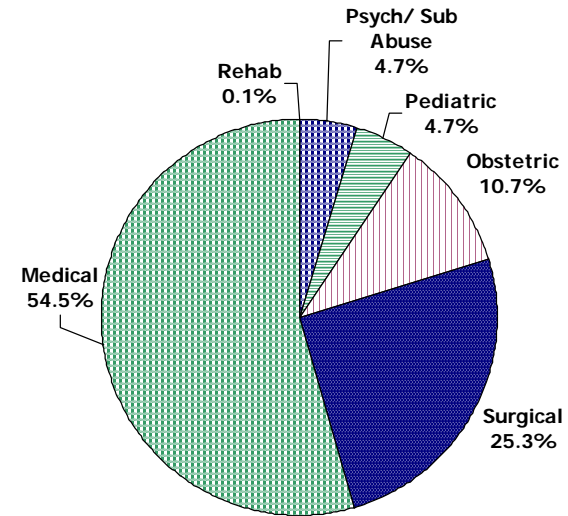
Patient Days per 1000

Twelve Months Ending Second Quarter 2004 - Second Quarter 2009



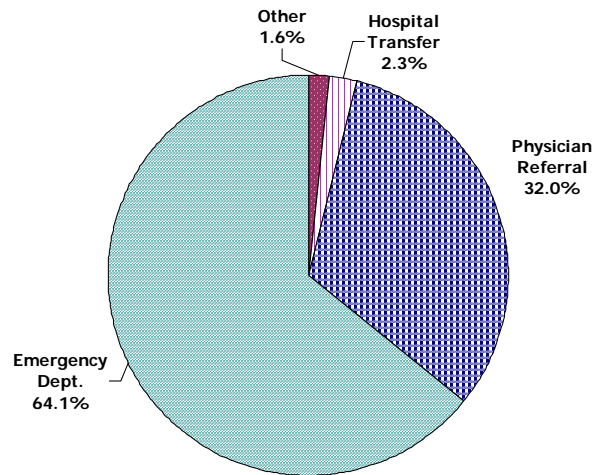
Admissions by Type of Hospital Service

Twelve Months Ending Second Quarter 2009



Source of Admission to Florida Hospitals

Twelve Months Ending Second Quarter 2009



Top 10 DRGs

Twelve Months Ending Second Quarter 2009

Description	Discharges	ALOS	Average Charges
Normal newborn	146,004	2.2	\$2,711
Vaginal delivery w/o complicating diagnoses	113,056	2.3	\$9,929
Psychoses	96,864	7.7	\$14,045
Esophagitis, gastroent & misc digest disorders w/o MCC	66,935	3.0	\$21,748
Cesarean section w/o CC/MCC	55,828	2.9	\$17,571
Major joint replacement or reattachment of lower extremity w/o MCC	52,195	3.7	\$55,671
Chest pain	49,204	1.8	\$18,186
Neonate w other significant problems	46,588	2.6	\$4,902
Cellulitis w/o MCC	35,492	3.9	\$19,517
Kidney & urinary tract infections w/o MCC	30,874	3.6	\$20,474
Total Top 10 DRGs	693,040	3.4	\$15,395
Total All DRGs	2,574,452	4.7	\$36,146

Sources: FHA Eye on the Market: Hospital Utilization Report, Second Quarter, 2009, March 2010
 AHCA Inpatient Discharge Data, short-term acute care hospitals, 12 months ending June 2004 - June 2009

For questions or comments, contact Debbie Hegarty, Surveys/Special Projects Manager at (407) 841-6230 or debbieh@fha.org. FHA has a full line of market share reports available and can produce custom reports as well. Contact Debbie for details.

This information is from "FHA Eye on the Market: Hospital Inpatient Utilization Report, Second Quarter 2009, March 2009," which includes data on individual hospitals. To order a copy of the report, please contact FHA Data Services at (407) 841-6230 or see attached order form.



New Subscription Pricing!

FHA member hospitals can now save more than 50% on these valuable reports. See which hospital in your area has the highest percentage of Medicare patients or which ambulatory surgery center is performing all of the eye procedures. These quarterly reports allow you to see how you stack up. Your subscription will start with the most recent quarter available and includes four concurrent quarters.

Inpatient Utilization Data Report: Hospital specific data on discharges, patient days, patient service mix, average length of stay, payer mix, overall hospital case mix, patient age/gender mix, percent change from prior year, and totals for each of Florida's metropolitan areas.

Outpatient Surgery Data Report: Hospital and ambulatory surgical center specific data on volumes, trends, patient service mix, payer mix, top ten outpatient surgeries, and totals for each of Florida's metropolitan areas.

Subscription Cost:

	Inpatient	Outpatient Surgery	OR	Both Reports	\$ _____
FHA Member Hospitals	\$85	\$85		\$150	
FHA Professional Members	\$125	\$125		\$225	
Non-Members	\$175	\$175		\$300	

Sales Tax _____% Please indicate percentage and amount of tax applicable to your Florida county. \$ _____

Shipping and handling:

- Hard copy (four mailings per subscription) - \$12.00
 E-mail - no shipping \$ _____

Total Due \$ _____

Payment Method:

- Check enclosed made payable to:
 Florida Hospital Association
 P.O. Box 531107
 Orlando, FL 32853-1107

OR Bill my: Visa Mastercard

Visa/MasterCard Number & 3 Digit Security Number on Back of Card

Expiration Date (MM/YY) Telephone # w/Area Code

Cardholder's Name as it Appears on Card (Please Print)

Credit Card Billing Address City/State/Zip

Cardholder's Signature

Send to: (Please Print)

Name: _____ Title: _____

Organization: _____

Address: _____

City: _____ State: _____ Zip: _____

Phone: _____ Fax: _____ Email: _____

Please contact FHA Data Services at (407) 841-6230 if you have any questions.

For faster service, fax your credit card order to (407) 422-5948

Inpatient Utilization Data Report

Shows hospital specific data on discharges, patient days, patient service mix, average length of stay, payer mix, overall hospital case mix, patient age/gender mix, percent change from prior year, and totals for each of Florida's metropolitan areas. This report is published quarterly. You may purchase a single quarter's report or a subscription which is four quarterly reports.

Cost:

	Single Quarter	Subscription	\$ _____
FHA Member Hospitals	\$25	\$85	<i>New Pricing!</i>
FHA Professional Members	\$50	\$125	
Non-Members	\$75	\$175	

Sales Tax _____% Please indicate percentage and amount of tax applicable to your Florida county. \$ _____

Shipping and handling:

- One report - \$5.00
 - Subscription/four mailings - \$12.00
 - E-mail - no shipping
- \$ _____

Total Due \$ _____

Payment Method:

Check enclosed made payable to:

Florida Hospital Association
P.O. Box 531107
Orlando, FL 32853-1107

OR Bill my: Visa Mastercard

_____ _____
Visa/MasterCard Number & 3 Digit Security Number on Back of Card

Expiration Date (MM/YY) Telephone # w/Area Code

Cardholder's Name as it Appears on Card (Please Print)

Credit Card Billing Address City/State/Zip

Cardholder's Signature

Send to: (Please Print)

Name: _____ Title: _____

Organization: _____

Address: _____

City: _____ State: _____ Zip: _____

Phone: _____ Fax: _____ Email: _____

Please contact FHA Data Services at (407) 841-6230 if you have any questions.

For faster service, fax your credit card order to (407) 422-5948