

Florida's Statutory Rural Hospitals

Statutory Rural: An acute care hospital that is licensed under Florida Statute 395.602(2)(e). The statute can be found at <http://www.flsenate.gov/statutes/>.

Critical Access Hospital: A small facility that provides limited inpatient and outpatient hospital services to the residents of rural areas.

Rural Hospitals as of 2006

	County	Owner Type*	Beds
Baptist Medical Center Nassau	Nassau	N	54
Calhoun-Liberty Hospital, Inc. †	Calhoun	N	25
Campbellton-Graceville Hospital †	Jackson	P	25
DeSoto Memorial Hospital, Inc	Desoto	N	49
Doctors Memorial Hospital †	Holmes	P	25
Doctors' Memorial Hospital, Inc.	Taylor	N	48
Ed Fraser Memorial Hospital	Baker	P	25
Fishermen's Hospital	Monroe	I	58
Florida Hospital - Flagler	Flagler	N	81
Florida Hospital Wauchula †	Hardee	N	25
George E. Weems Memorial Hospital †	Franklin	N	25
Glades General Hospital	Palm Beach	P	73
Healthmark Regional Medical Center	Walton	I	50
Hendry Regional Medical Center †	Hendry	P	25
Homestead Hospital	Miami-Dade	N	120
Jackson Hospital	Jackson	P	100
Jay Hospital	Santa Rosa	N	55
Lake Butler Hospital/Hand Surgery Center †	Union	I	25
Madison County Memorial Hospital †	Madison	N	25
Mariners Hospital	Monroe	N	42
Nature Coast Regional Health Network	Levy	I	40
Northwest Florida Community Hospital †	Washington	P	25
Raulerson Hospital (Classified Rural in 2006)	Okeechobee	I	101
Sacred Heart Hosp. on the Emerald Coast (2003)	Walton	N	50
Shands at Lake Shore	Columbia	N	99
Shands at Live Oak †	Suwannee	N	15
Shands at Starke †	Bradford	N	25
The Villages Regional Hospital (2002)	Sumter	N	60
Trinity Community Hospital	Hamilton	I	42

*Ownership: I = Investor-owned; N = Not-for-Profit; P = Public

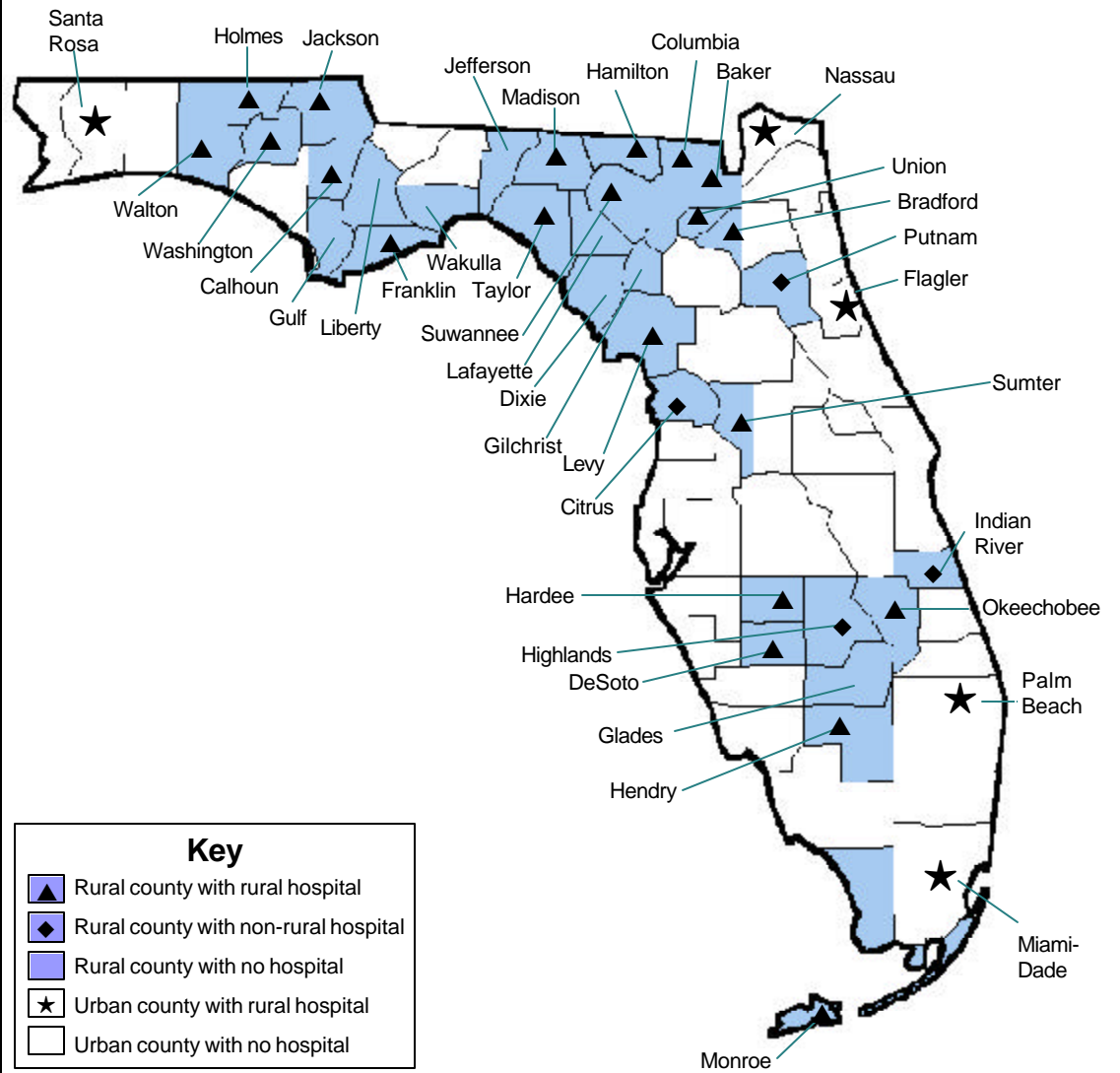
† Critical Access Hospital

The following hospitals were previously designated as rural but are no longer considered "rural" based on changes passed in the 2006 legislative session:

- Gadsden Community Hospital (closed)
- Gulf Pines Hospital (closed)
- South Lake Hospital, Inc. (declassified)

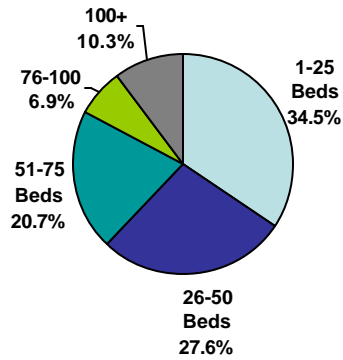
Source: FHA Internal Data, 2006

Rural Counties in Florida
2006

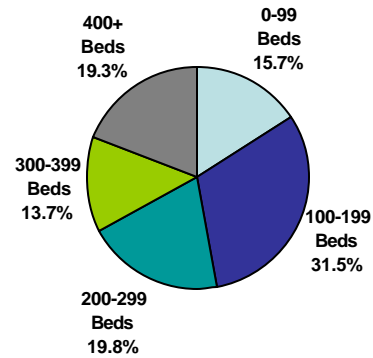


A Snapshot of Hospitals in Florida: Bed Size 2006

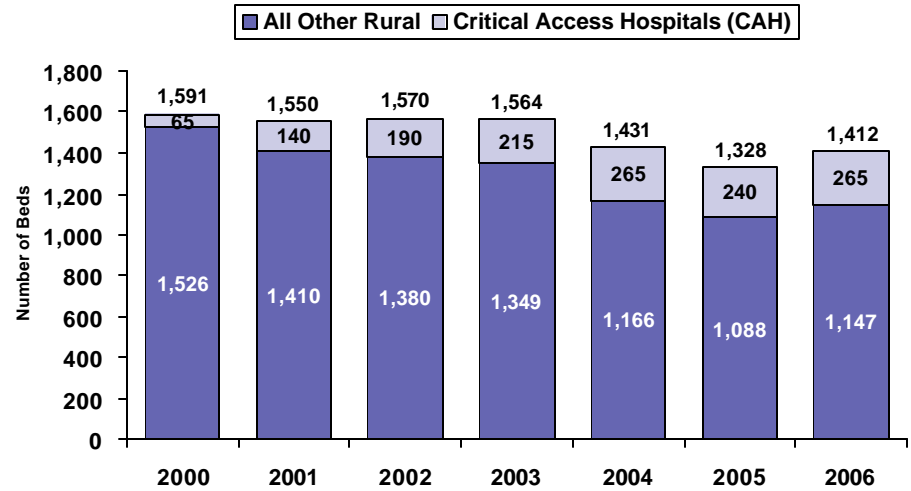
Rural Hospitals



Urban Hospitals



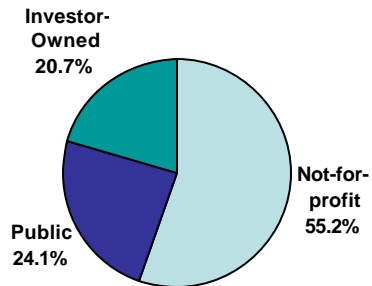
Trends in Rural Hospital Beds 2000-2004



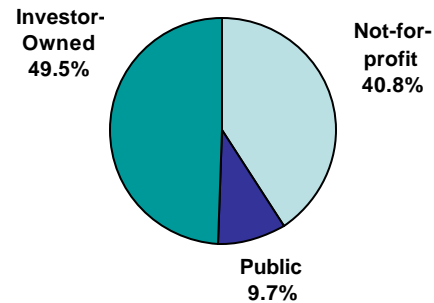
Note: Some of the changes in the number of beds reflects additions and removal of hospitals from the statute which defines hospitals as "rural."

A Snapshot of Hospitals in Florida: Ownership 2006

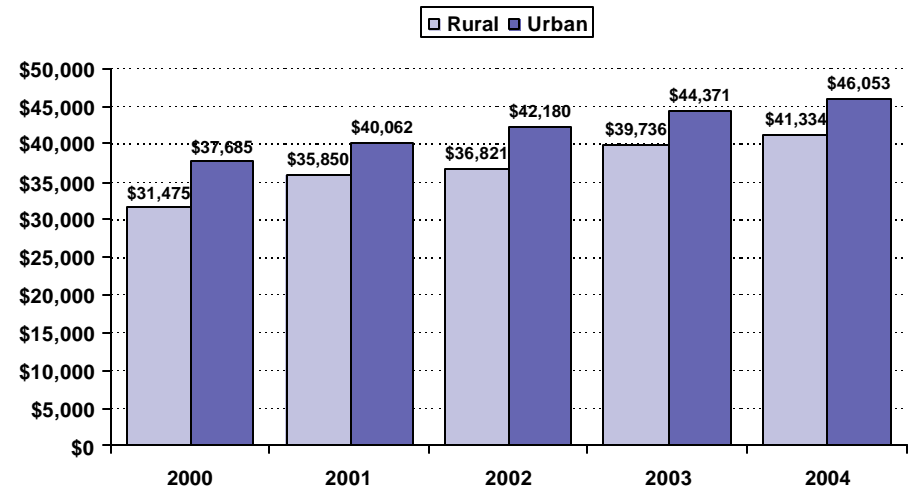
Rural Hospitals



Urban Hospitals



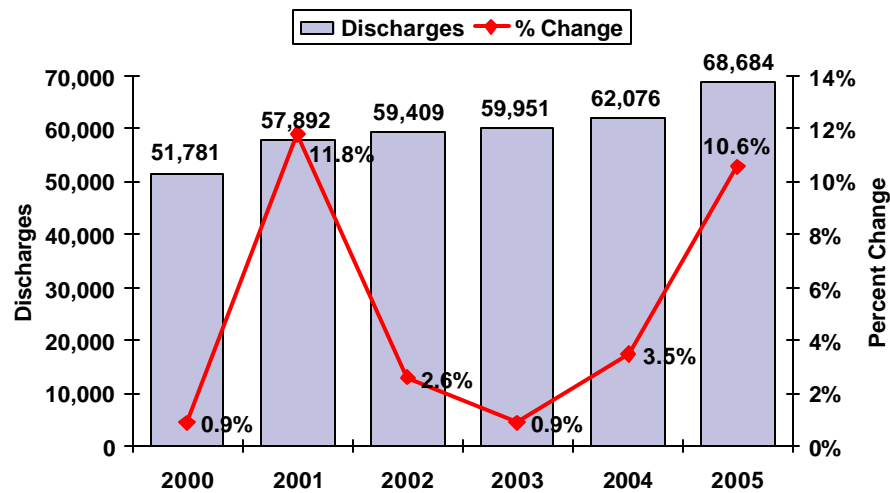
Salary Expense per FTE in Florida's Hospitals* 2000 - 2004



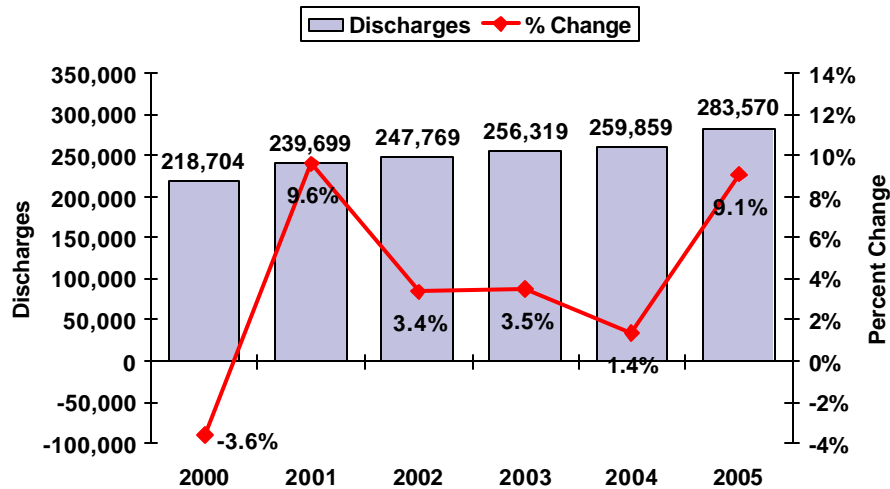
Sources: AHCA Financial Data, Hospital Fiscal Year 2000 - Hospital Fiscal Year 2004
FHA Internal Data, 2006

*The 25 hospitals used in this analysis were based on statutory rural status as of 2006 and FHURS data availability in FY2000 through FY2004.

Discharges and Percent Change in Florida's Rural Hospitals* 2000 - 2005



Patient Days and Percent Change in Florida's Rural Hospitals* 2000 - 2005



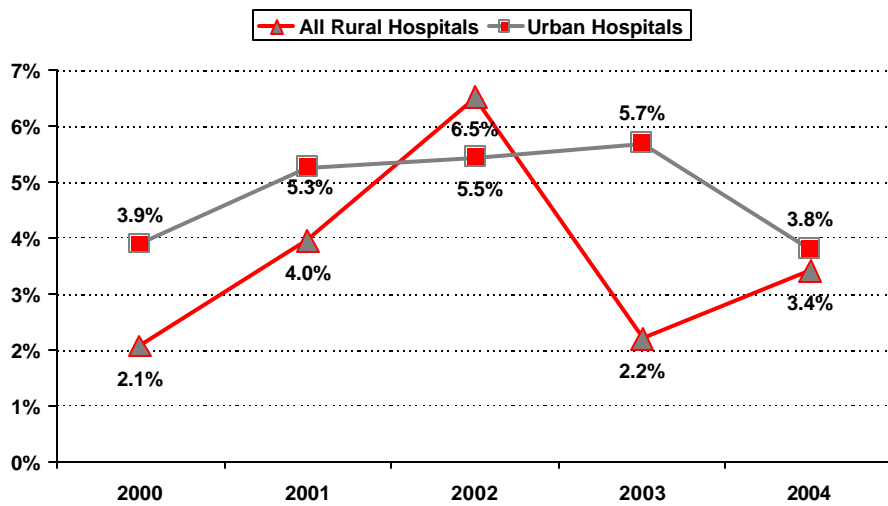
Top 25 DRGs for Residents of Florida's Rural Counties Twelve Months Ending June 30, 2005

DRG	Description	Discharges
391	Normal Newborn	9,922
373	Vaginal Delivery w/o Complicating Diagnoses	7,701
127	Heart Failure & Shock	6,143
88	Chronic Obstructive Pulmonary Disease	5,861
209	Major Joint & Limb Reattachment Procedures - Lower Extremity	4,474
89	Simple Pneumonia & Pleurisy Age >17 with CC	4,336
143	Chest Pain	4,309
430	Psychoses	4,246
182	Esophagitis, Gastroent & Misc Digest Disorders Age >17 W CC	3,672
527	Percutaneous Cardiovascular Proc W/ Drug Eluting Stent w/o AMI	3,514
371	Cesarean Section w/o CC	3,231
416	Septecemia Age >17	2,628
14	Intracranial Hemorrhage & Stroke with Infarction	2,467
174	G.I. Hemorrhage with CC	2,362
138	Cardiac Arrhythmia & Conduction Disorders with CC	2,185
296	Nutritional & Misc Metabolic Disorders Age >17 with CC	2,001
132	Atherosclerosis with CC	1,835
125	Circulatory Disorders Except AMI, W Card Cath w/o Complex Diag.	1,744
183	Esophagitis, Gastroent & Misc Digest Disorders Age >17 w/o CC	1,730
359	Uterine & Adnexa Proc For Non-Malignancy w/o CC	1,729
390	*Neonate W Other Significant Problems	1,717
316	Renal Failure	1,710
320	Kidney & Urinary Tract Infections Age >17 with CC	1,663
124	Circulatory Disorders Except AMI, W Card Cath & Complex Diag.	1,553
121	Circulatory Disorders W Ami & Major Comp, Disch Alive	1,530
Total Top 25		84,263
Other		98,703
Statewide		182,966

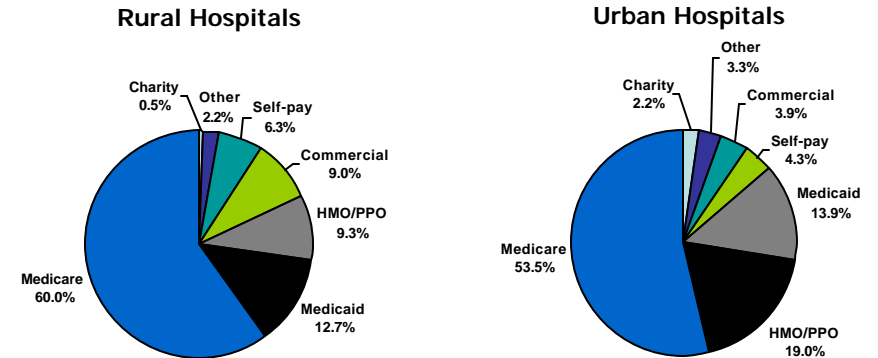
Source: AHCA Inpatient Discharge Data, 12 months ending 3Q00 - 2Q05

*The 25 hospitals used in this analysis were based on statutory rural status as of 2006.

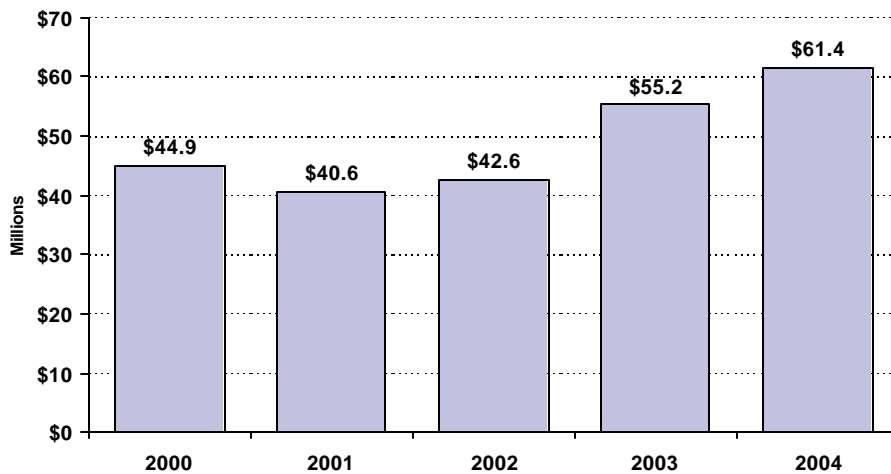
Overall Profit Margins in Florida's Hospitals* 2000 - 2004



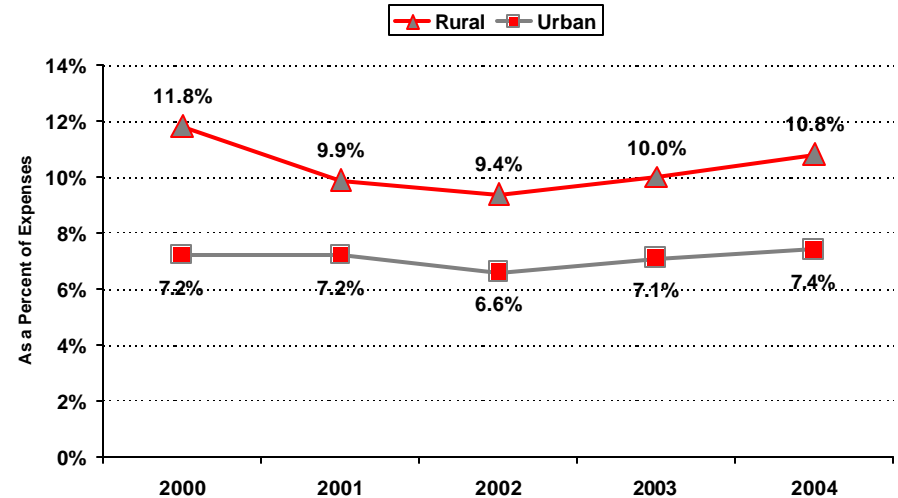
Payer Mix for Florida's Hospitals* Twelve Months Ending June 30, 2005



The Cost of Uncompensated Care in Florida's Rural Hospitals* 2000 - 2004



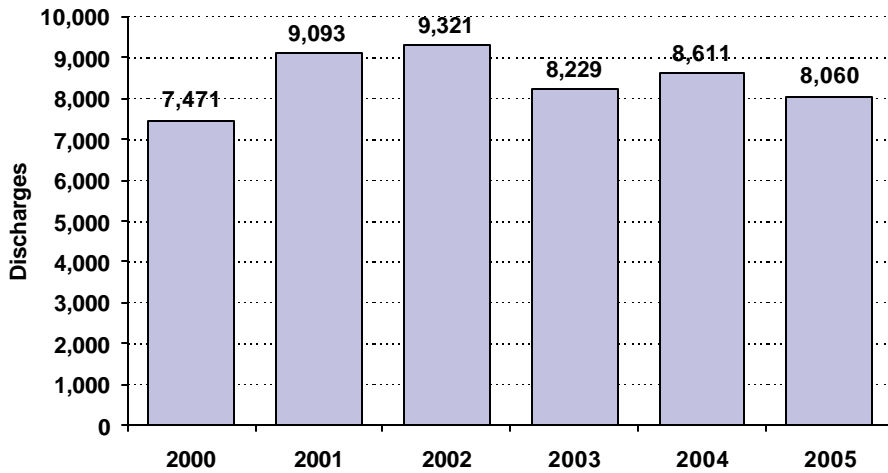
Uncompensated Care as a Percentage of Total Costs in Florida's Hospitals* 2000 - 2004



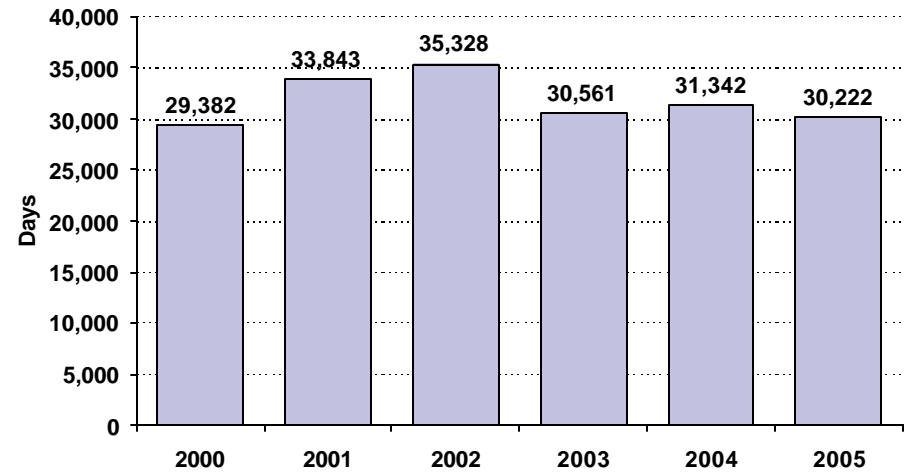
Sources: AHCA Inpatient Discharge Data, 12 months ending 3Q00 - 2Q05
AHCA Financial Data, Hospital Fiscal Year 2000 - Hospital Fiscal Year 2004

*The 25 hospitals used in this analysis were based on statutory rural status as of 2006 and FHURS data availability in FY2000 through FY2004.

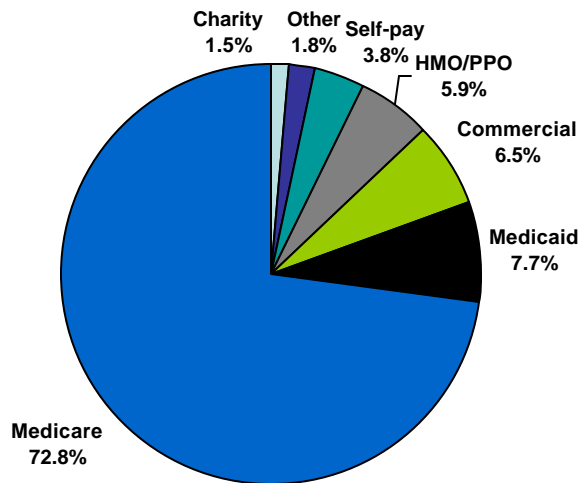
Discharges in Florida's Critical Access Hospitals** 2000 - 2005



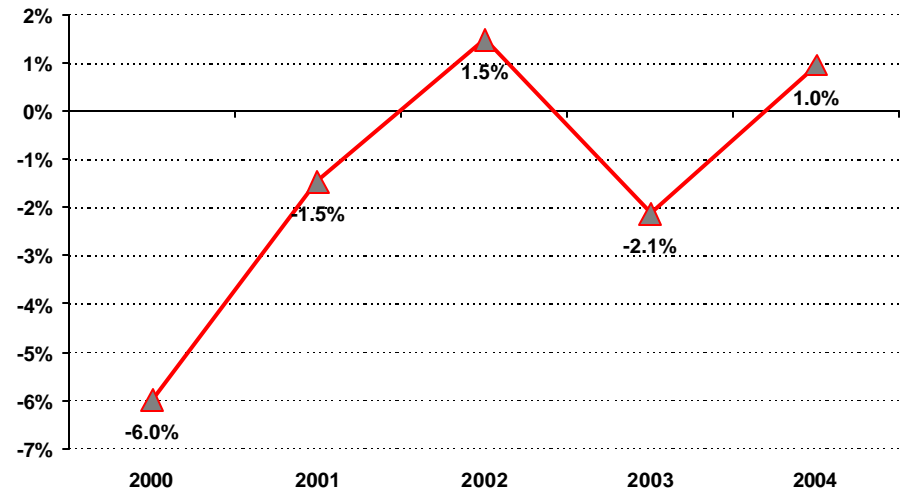
Patient Days in Florida's Critical Access Hospitals** 2000 - 2005



Payer Mix for Florida's Critical Access Hospitals** Twelve Months Ending June 30, 2005 (Based on Patient Days)



Overall Profit Margin in Florida's Critical Access Hospitals** 2000 - 2004



Sources: AHCA Inpatient Discharge Data, 12 months ending 3Q00 - 2Q05
AHCA Financial Data, Hospital Fiscal Year 2000 - Hospital Fiscal Year 2004
FHA Internal Data

**The nine hospitals used in this analysis were based on statutory rural status as of 2006 and FHURS data availability in FY2000 through FY2004.

