

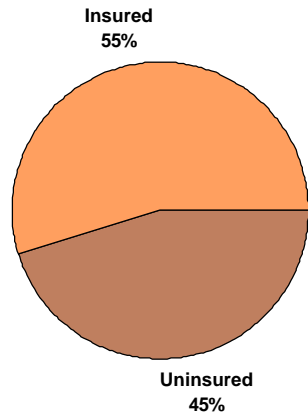


Impact of Firearm Injuries on Florida Hospitals

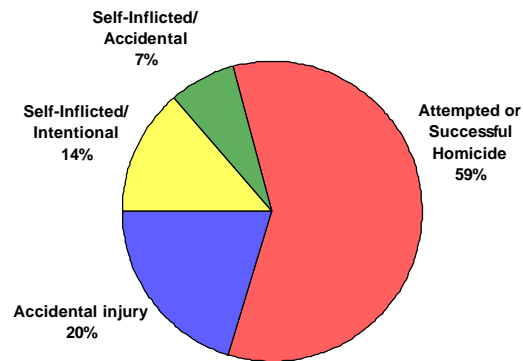
Patients Injured by Firearms Treated in Florida Hospitals 2001

Total Patients = 1,286

By Coverage

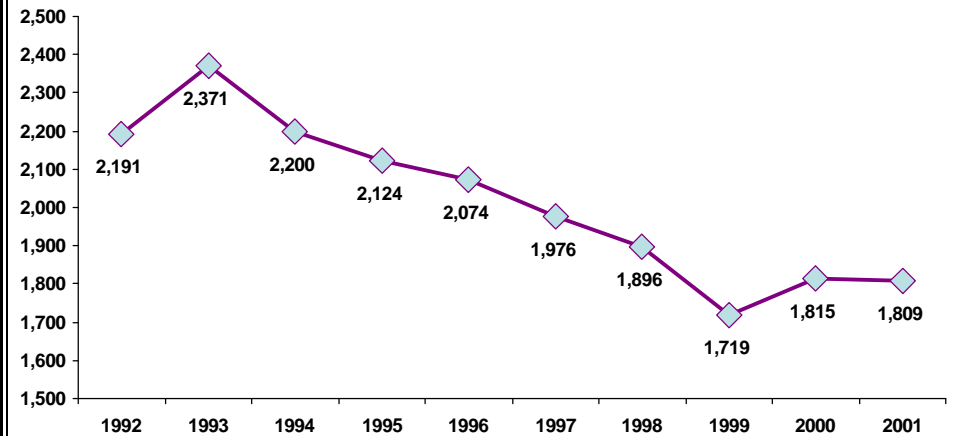


By Type of Injury



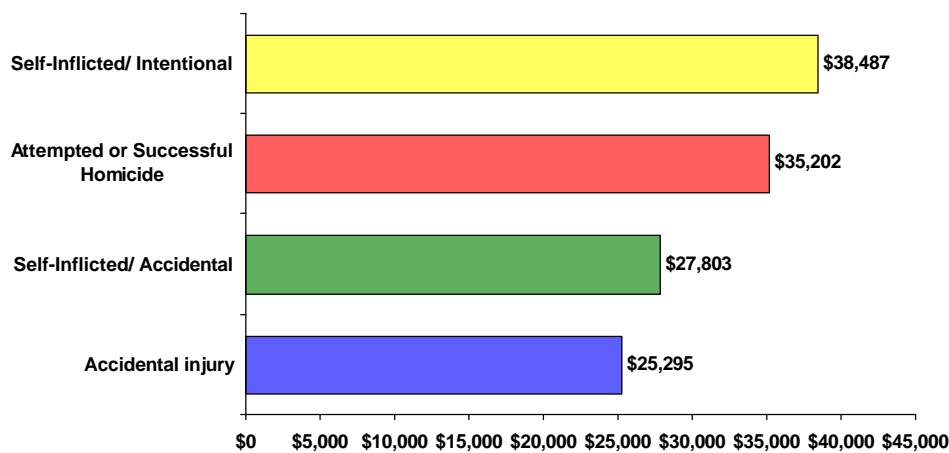
Source: AHCA Inpatient Discharge Data, Calendar Year 2001

Deaths Associated with Firearm in Florida 1992 - 2001



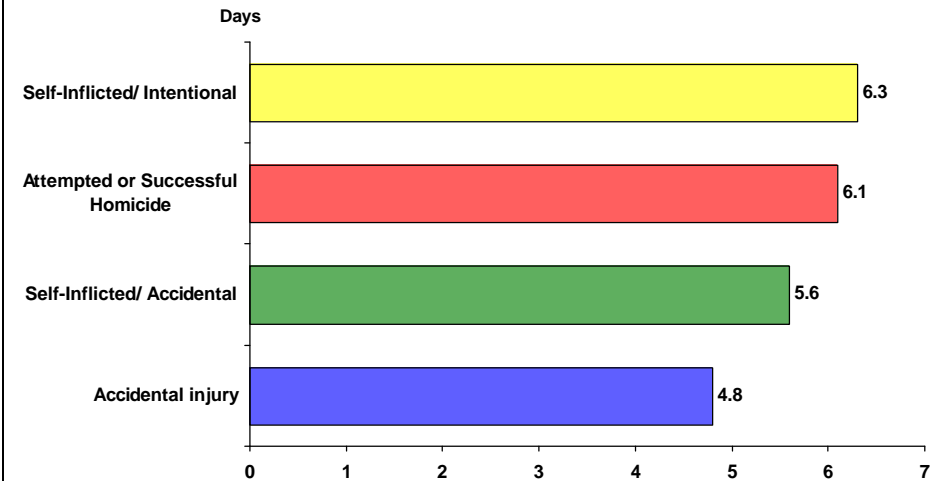
Source: Florida Vital Statistics Annual Report, State of Florida, Department of Health, Office of Vital Statistics, 1992-2001

Average Hospital Charge for Treating Injury by Firearm by Source of Injury Florida 2001



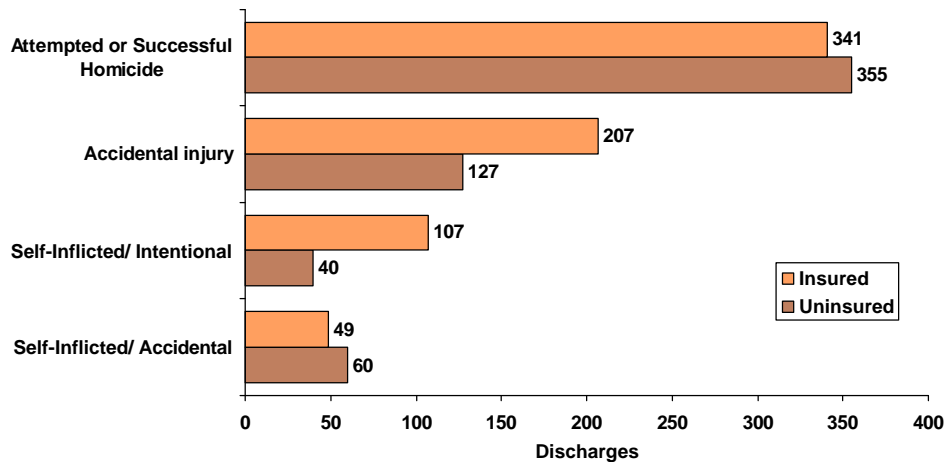
Source: AHCA Inpatient Discharge Data, Calendar Year 2001

Average Length of Stay for Patients Injured by Firearms Florida 2001



Source: AHCA Inpatient Discharge Data, Calendar Year 2001

Insurance Status for Patients Admitted to Florida Hospitals with Firearm Injuries, by Source of Injury 2001



Source: AHCA Inpatient Discharge Data, Calendar Year 2001

National Statistics on Admissions for Gun-Related Injuries 1997

Number of hospitalizations	35,810
Estimated hospital charges	\$802 million
Average charge	\$23,904
Average length of stay	6 days
Patients <30 years of age	60%
Males / % of patients	80%
Uninsured	29%
Medicaid coverage	25%

Source: American Journal of Preventive Medicine, 24(1), pp. 1-8, 2003

Firearm Discharge Summary 2001

	Discharges	Charges	Avg. Charge	Days	ALOS
Insured					
Accidental injury due to a firearm	207	\$5,343,662	\$25,815	1,032	5.0
Injury due to a firearm in an attempted or successful homicide	341	\$13,037,051	\$38,232	2,254	6.6
Self-inflicted unspecified accidental or intentional	49	\$1,357,756	\$27,709	305	6.2
Self-inflicted stated as intentional	107	\$4,360,076	\$40,748	724	6.8
Total - Insured	704	\$24,098,545	\$34,231	4,315	6.1
Uninsured					
Accidental injury due to a firearm	127	\$3,104,899	\$24,448	568	4.5
Injury due to a firearm in an attempted or successful homicide	355	\$11,463,319	\$32,291	1,986	5.6
Self-inflicted unspecified accidental or intentional	60	\$1,672,784	\$27,880	300	5.0
Self-inflicted stated as intentional	40	\$1,297,511	\$32,438	203	5.1
Total - Uninsured	582	\$17,538,513	\$30,135	3,057	5.3
Total					
Accidental injury due to a firearm	334	\$8,448,561	\$25,295	1,600	4.8
Injury due to a firearm in an attempted or successful homicide	696	\$24,500,370	\$35,202	4,240	6.1
Self-inflicted unspecified accidental or intentional	109	\$3,030,540	\$27,803	605	5.6
Self-inflicted stated as intentional	147	\$5,657,587	\$38,487	927	6.3
Total Gunshot Wound	1,286	\$41,637,058	\$32,377	7,372	5.7

Source: AHCA Inpatient Discharge Data, Calendar Year 2001