



# Statewide Public Health and Medical (ESF-8) SITUATION REPORT Hurricane Milton

Date: October 9, 2024 Time: 19:30 EST

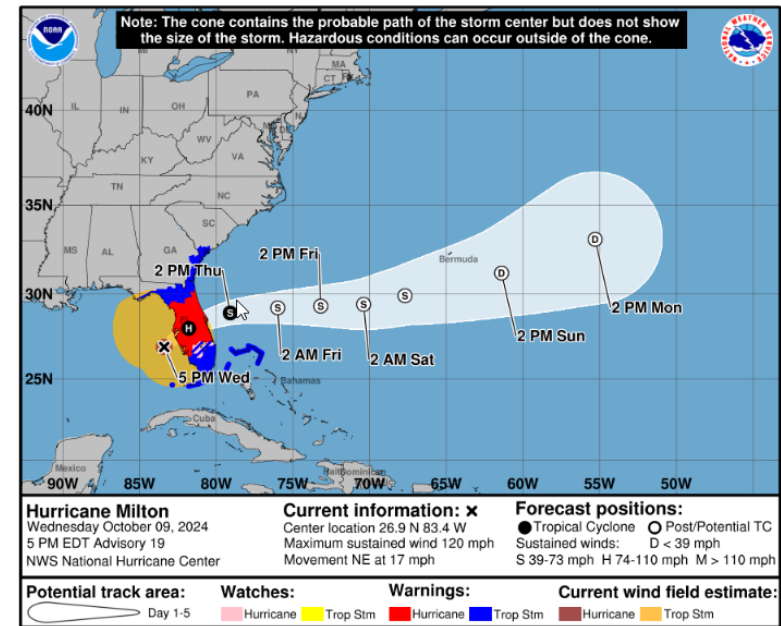


This Situation Report (SIT REP) is provided daily to the State ESF-8 Planning Section and distributed accordingly for situational awareness.

ESF-8 Planning Section Chief		Telephone	Email
Lauren Manning		850-274-7968	StateESF8.Planning@flhealth.gov
<b>ESF-8 Desk:</b> 850-815-4850	<b>Mission Desk:</b> 850-245-4862	<b>Resource Unit:</b> 850-545-0223	<b>Situation Unit:</b> 850-617-1513

**Current Situation:**

- Tropical Storm force winds began to impact the state this afternoon.
- The eye is expected to come onshore near Bradenton later Wednesday night. It is expected to move northeast across the peninsula and then move offshore on Thursday morning near Merritt Island.
- Significant tornadic activity was reported throughout the southern and central parts of the state today.
- Heavy rainfall across the Florida Peninsula through Thursday brings the risk of catastrophic and life-threatening flash and urban flooding along with moderate to major river flooding, especially in areas where coastal and inland flooding combine to increase the overall flood threat.



## State ESF-8 Incident Management Team and Contact Information

IMT Position	Name	Telephone Contact	Email Contact
Agency Executives	Dr. Joseph Ladapo (State Surgeon General) Cassandra Pasley (Chief of Staff)	-	StateESF8.Planning@flhealth.gov
Agency Liaison	Aaron Otis	-	Aaron.Otis@flhealth.gov
Emergency Coordinating Officer	Bobby Mills	-	Robert.Mills@flhealth.gov
Communications / PIO	Jae Williams	850-728-3857	James.Williams2@flhealth.gov
Operations Section Chief	Skyler Warren	850-519-1750	Skyler.Warren@flhealth.gov
Planning Section Chief	Lauren Manning	850-274-7968	Lauren.Manning@flhealth.gov
Logistics Section Chief	Sherry Watt	850-251-2858	Sherry.Watt@flhealth.gov
Finance Section Chief	Jennifer Coulter	850-274-9136	Jennifer.Coulter@flhealth.gov

### ESF-8 IMT Operational Objectives

The ESF-8 Incident Management Team has the following operational objectives:

- Coordinate with and support County Health Departments as needed.
- Coordinate with health care facilities in anticipated area of impact.
- Identify available resources for potential facility evacuation operations.

### ESF-8 IMT Key Activities

The ESF-8 Incident Management Team is focused on the following key activities:

- Monitor County Health Department status and determine anticipated needs.
- Determine unmet needs and fulfill resource requests.
- Coordinate with AHCA on facility monitoring.
- Patient Movement Branch to activate Florida Ambulance Deployment Plan and coordinate with EMAC partners to assess available resources and request Federal Ambulance Contract activation.
- Logistics Section will identify and secure logistics staging area for a distribution site.

## ESF-8 MISSIONS (as of 10/9/2024 @1600)

“Active Missions” represents the total number of missions currently assigned to ESF-8 that have not been fulfilled.

“Completed Missions” represents the total number of missions tasked to ESF-8 that have been completed *since the incident began*.

“Total Missions” represents the total of all ESF-8 missions (active and completed) *since the incident began*.

Active Missions	Completed Missions	Total Missions
136	33	169

### ESF-8 Missions by County

The number of missions are reported at 1700 daily, and represent the number of ESF-8 Missions in a given county during the preceding 24 hour period.

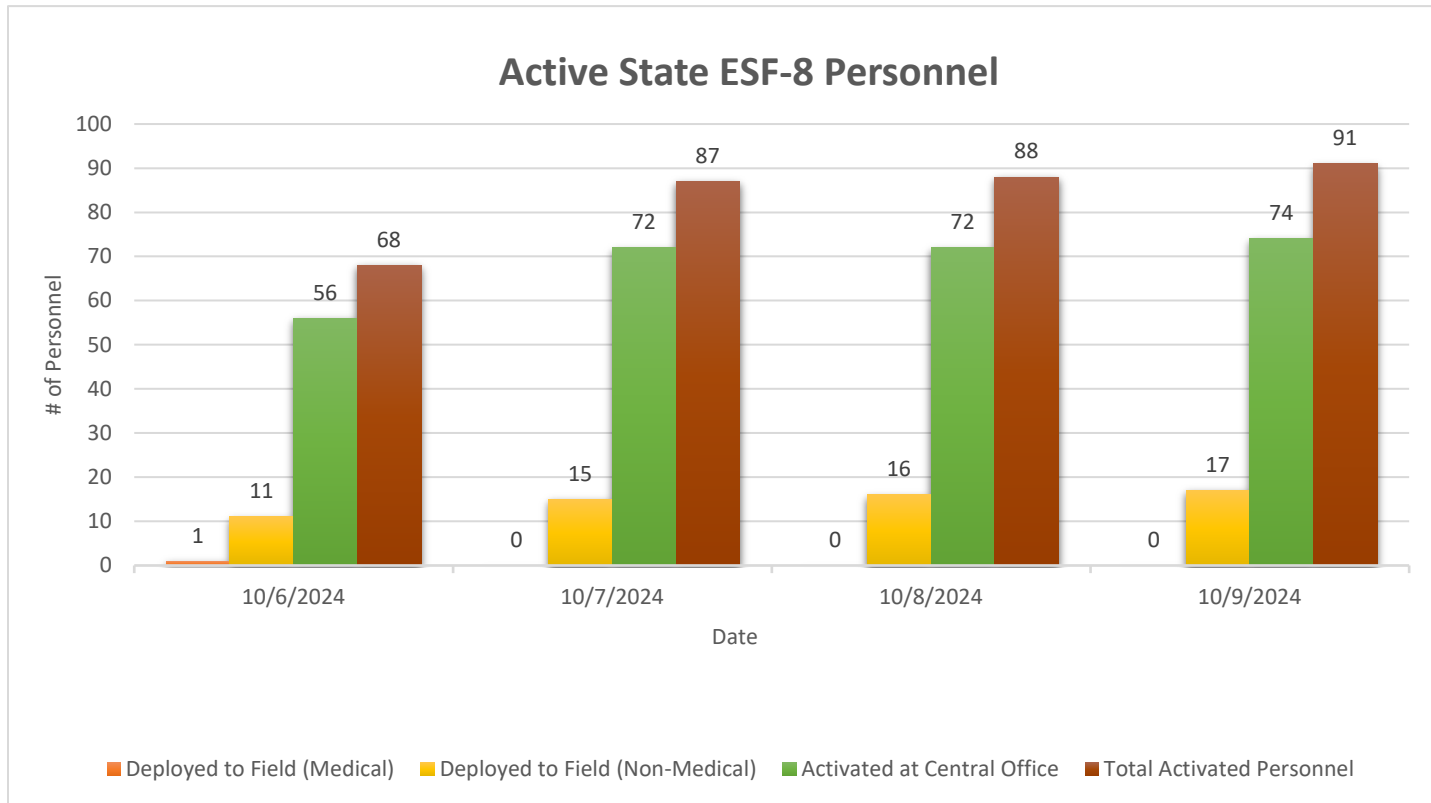
“Completed Missions” represents ESF-8 missions with operations unfolding in a given county that have been completed *since the incident began*.

County	Completed Missions	Active Missions 10/9/2024	Active Missions 10/8/2024	Active Missions 10/7/2024
Charlotte	2	8	9	6
Citrus	0	3	3	0
Columbia	0	1	1	0
Gilchrist	0	1	1	0
DeSoto	0	1	0	0
Flagler	0	1	0	0
Hardee	0	3	3	1
Hernando	0	3	2	1
Highlands	0	0	0	1
Hillsborough	3	6	2	3
Lee	1	4	5	4
Leon	0	1	0	0
Levy	1	2	2	2
Manatee	3	11	9	3
Marion	0	2	2	2
Orange	0	1	1	2
Osceola	0	6	5	4
Pasco	3	1	1	2
Pinellas	5	13	10	7
Polk	0	2	2	1

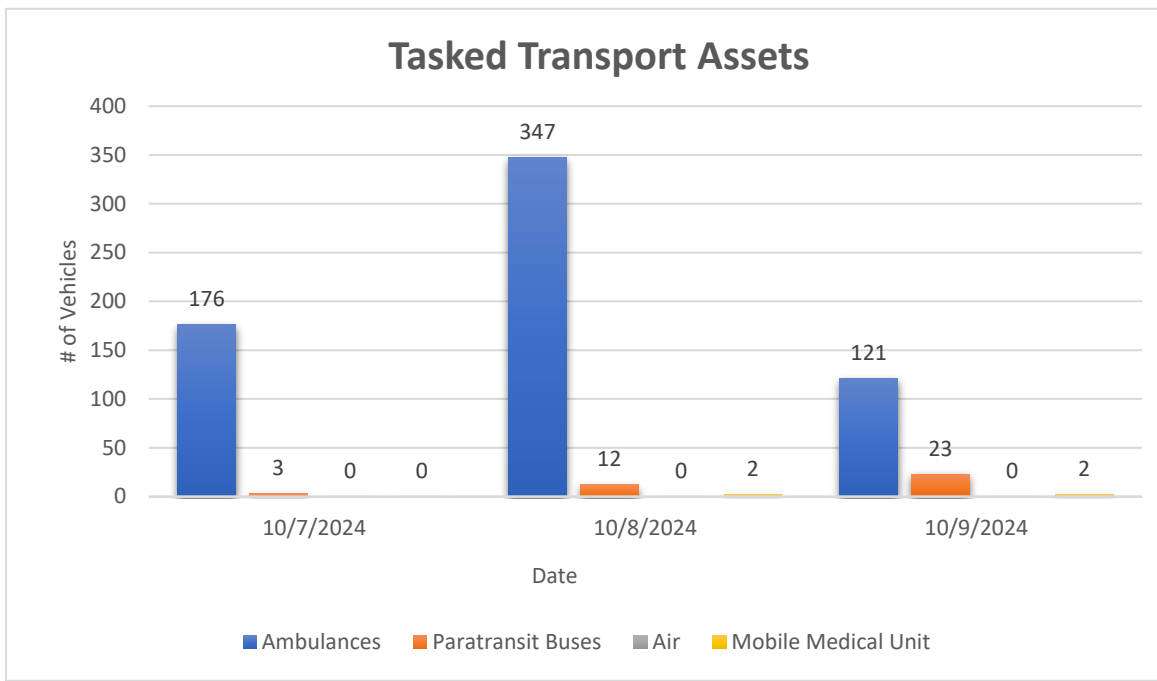
County	Completed Missions	Active Missions 10/9/2024	Active Missions 10/8/2024	Active Missions 10/7/2024
Sarasota	1	10	4	2
Seminole	1	1	1	1
Sumter	0	1	1	0
Suwannee	0	4	3	2
SERT	13	48	49	32
<b>TOTAL</b>	<b>33</b>	<b>136</b>	<b>116</b>	<b>76</b>

## State ESF-8 Personnel Status (as of 10/9/2024 @ 1630)

Deployed to Field			
Currently Deployed to Field (Medical)	Currently Deployed to Field (Non-Medical)	Total Deployed to Field since the start of operations	Total Demobilized from Field since the start of operations
0	17	17	0
Activated at Central Office			
Currently Activated at Central Office	Total Activated at Central Office since the start of operations	Total Demobilized from Central Office since the start of operations	
74	75	1	



Patient Movement Assets (as of 10/9/24 @ 1650)								
Location (County)	Ambulances		Paratransit Buses		Air		Mobile Medical Unit	
	Staging	Tasked	Staging	Tasked	Staging	Tasked	Staging	Tasked
Broward	7	0	1	0	0	0	0	0
Charlotte	0	14	0	1	0	0	0	0
Hardee	0	1	0	0	0	0	0	0
Leon	0	0	0	0	4	0	0	0
Levy	0	1	0	0	0	0	0	0
Manatee	0	1	0	12	2	0	0	0
Miami-Dade	84	0	0	0	0	0	0	0
Pasco	0	4	0	0	0	0	0	0
Pinellas	0	80	2	0	0	0	0	2
Sarasota	1	20	0	10	0	0	0	0
Taylor	303	0	28	0	0	0	0	0
<b>Total</b>	<b>395</b>	<b>121</b>	<b>31</b>	<b>23</b>	<b>6</b>	<b>0</b>	<b>0</b>	<b>2</b>



**Special Needs Shelters (SpNS) Status and Census (10/9/2024 @ 1700—data pulled from Special Needs Registry)**  
**“Closed” shelter status indicates the shelter was open at some point during the incident but is now closed.**

<b>FDEM Region</b>	<b>County</b>	<b>Opened Shelters</b>	<b>Current Shelter Status</b>	<b>Clients</b>	<b>Caregivers</b>	<b>Other Shelterees</b>	<b>Shelter Staff</b>	<b>Total</b>
3	Alachua	Gainesville Senior Center 5701 NW 34th Blvd. Gainesville, FL 32653	Open	19	3	3	12	37
5	Brevard	Ted Whitlock 370 Championship Circle NW Palm Bay, FL 32907	Open	20	6	8	14	48
5		Viera Community Center 2300 Judge Fran Jamieson Melbourne, FL 32940	Open	28	14	0	24	66
9	Charlotte	Babcock Ranch Field House 43261 Cypress Pkwy Punta Gorda, FL 33982	Open	41	19	6	34	100
6	Citrus	Forest Ridge Elementary School 2927 N Forest Ridge Hernando, FL 34442	Open	46	15	0	19	80
4	Clay	Lake Ashbury Jr High School 2581 Sandridge Rd Green Cove Springs, FL 32043	Open	6	0	0	28	34
9	Collier	Palmetto Ridge High School 1655 Victory Lane Naples, FL 34120	Open	42	30	26	45	143
3	Columbia	Richardson Community Center 255 NE Coach Anders Lane Lake City, FL 32055	Open	5	1	1	7	14

**Special Needs Shelters (SpNS) Status and Census (10/9/2024 @ 1700—data pulled from Special Needs Registry)**  
**“Closed” shelter status indicates the shelter was open at some point during the incident but is now closed.**

<b>FDEM Region</b>	<b>County</b>	<b>Opened Shelters</b>	<b>Current Shelter Status</b>	<b>Clients</b>	<b>Caregivers</b>	<b>Other Shelterees</b>	<b>Shelter Staff</b>	<b>Total</b>
7	Desoto	South Florida State College 2251 NE Turner Ave. Arcadia, FL 34266	Open	21	12	31	9	73
4	Duval	Atlantic Coast High School 9735 RG Skinner Parkway Jacksonville, FL 32256	Open	5	3	0	26	34
4		Legends Community Center 5130 Soutel Dr. Jacksonville, FL 32208	Open	11	2	0	17	30
4	Flagler	Rymfire Elementary School 1425 Rymfire Dr. Palm Coast, FL 32164	Open	29	11	1	100	141
3	Gilchrist	Bell High School Academy 930 S Main St. Bell, FL 32619	Open	8	3	2	11	24
3	Hamilton	Hamilton County Senior High School 5683 US-129 Jasper, FL 32052	Open	0	0	0	3	3
7	Hardee	South Florida College/ Hardee Campus 2968 US Hwy 17 North Bowling Green, FL 33834	Open	45	11	6	17	79

**Special Needs Shelters (SpNS) Status and Census (10/9/2024 @ 1700—data pulled from Special Needs Registry)**  
**“Closed” shelter status indicates the shelter was open at some point during the incident but is now closed.**

<b>FDEM Region</b>	<b>County</b>	<b>Opened Shelters</b>	<b>Current Shelter Status</b>	<b>Clients</b>	<b>Caregivers</b>	<b>Other Shelterees</b>	<b>Shelter Staff</b>	<b>Total</b>
9	Hendry	Nobles Senior Center 475 East Cowboy Way Labelle, FL 33935	Open	5	1	0	13	19
6	Hernando	Challenger K-8 13400 Elgin Blvd. Springhill, FL 34609	Open	41	10	7	22	80
7	Highlands	Bert J. Harris Jr. Agricultural Center 4509 George Blvd. Sebring, FL 33875	Open	27	10	5	52	94
6	Hillsborough	Erwin Technical College 2010 E. Hillsborough Ave. Tampa, FL 33610	Open	194	72	70	36	372
6		Sumner High School 10650 County Rd. 672 Riverview, FL 33579	Open	169	75	31	41	316
6		Strawberry Crest High School 4691 Gallagher Rd. Dover, FL 33527	Open	140	42	28	40	250
8	Indian River	Treasure Coast Elementary School 8955 85th St. Sebastian, FL 32958	Open	22	7	17	54	100
5	Lake	Astatula Elementary School 13925 Florida Ave. Astatula, FL 34705	Open	3	0	0	7	10
5		Leesburg Elementary School 2229 South St. Leesburg, FL 34748	Open	21	11	2	10	44

**Special Needs Shelters (SpNS) Status and Census (10/9/2024 @ 1700—data pulled from Special Needs Registry)**  
**“Closed” shelter status indicates the shelter was open at some point during the incident but is now closed.**

FDEM Region	County	Opened Shelters	Current Shelter Status	Clients	Caregivers	Other Shelterees	Shelter Staff	Total
5		Lost Lake Elementary School 1901 Johns Lake Rd. Clermont, FL 34711	Open	18	3	17	7	45
5		Umatilla Elementary School 401 Lake St. Umatilla, FL 32784	Open	36	18	0	7	61
5		Villages Elementary School 695 Rolling Acres Rd. Lady Lake, FL 32159	Open	17	9	8	8	42
9	Lee	R V. Porttorf Elementary School 4600 Challenger Blvd. Fort Myers, FL 33966	Open	257	92	0	98	447
3	Levy	Bronson Elementary School 400 Ishie Ave. Bronson, FL 32621	Open	12	6	0	5	23
6	Manatee	Nolan Middle School 6615 Greenbrook Blvd. Bradenton, FL 34211	Open	149	98	65	93	405
5	Marion	Westport High School 3733 Sw 80th Ave. Ocala, FL 34481	Open	90	16	9	22	137
8	Martin	David L. Anderson Middle School 7000 SE Atlantic Ridge Dr. Stuart, FL 34997	Open	21	3	2	54	80
10	Miami-Dade	E. Darwin Fuchs Pavilion 10901 Coral Way Miami, FL 33165	Open	9	2	5	37	53

**Special Needs Shelters (SpNS) Status and Census (10/9/2024 @ 1700—data pulled from Special Needs Registry)**  
**“Closed” shelter status indicates the shelter was open at some point during the incident but is now closed.**

<b>FDEM Region</b>	<b>County</b>	<b>Opened Shelters</b>	<b>Current Shelter Status</b>	<b>Clients</b>	<b>Caregivers</b>	<b>Other Shelterees</b>	<b>Shelter Staff</b>	<b>Total</b>
4	Nassau	Wildlight Elementary School 550 Curiosity Ave. Yulee, FL 32097	Open	2	1	1	5	9
7	Okeechobee	Okeechobee County Health Department 1728 NW 9th Ave. Okeechobee, FL 34972	Open	16	6	2	30	54
5	Orange	Freedom High School 2500 Taft Vineland Rd. Orlando, FL 32837	Open	56	18	18	35	127
5		Goldenrod Park 4863 North Goldenrod Rd. Winter Park, FL 32792	Open	78	14	20	35	147
5		Silver Star Recreation Center 2801 N. Apopka-Vineland Rd. Orlando, FL 32818	Open	33	11	12	39	95
5		South Econ Community Park 3800 S Econlockhatchee Trail Orlando, FL 32829	Open	19	10	12	34	75
5	Osceola	Barney E. Veal Center 700 Generation Point Kissimmee, FL 34744	Open	41	14	16	43	114
8	Palm Beach	South Florida Fair and Exposition Center 9067 Southern Blvd. West Palm Beach, FL 33411	Open	16	3	1	89	109
6	Pasco	Mike Fasano Regional Hurricane Shelter 10611 Denton Ave. Hudson, FL 34667	Open	204	6	0	55	265

**Special Needs Shelters (SpNS) Status and Census (10/9/2024 @ 1700—data pulled from Special Needs Registry)**  
**“Closed” shelter status indicates the shelter was open at some point during the incident but is now closed.**

FDEM Region	County	Opened Shelters	Current Shelter Status	Clients	Caregivers	Other Shelterees	Shelter Staff	Total
6	Pasco*	Wiregrass Ranch Sports Campus of Pasco County 3021 Sports Coast Way Wesley Chapel, FL 33543	Open	90	34	49	13	186
6	Pinellas	Lealman Exchange 5175 45th St. N. Saint Petersburg, FL 33714	Open	18	2	3	21	44
6		Dunedin Highland Middle School 70 Patricia Ave. Dunedin, FL 34698	Open	304	85	10	111	510
6		Oak Grove Middle School 1370 Belcher Rd. Clearwater, FL 33764	Open	483	78	59	122	742
6		Palm Harbor University High School 1900 Omaha St. Palm Harbor, FL 34683	Open	240	73	3	111	427
7	Polk	Polk County Health Dept Specialty Care Unit, 1255 Brice Blvd. Bartow, FL 33830	Open	74	38	65	68	245
7		Ridge Community High School 500 Orchid Dr. Davenport, FL 33837	Open	114	27	20	87	248
7		McKeel Tech. Academy 1810 West Parker St. Lakeland, FL 33803	Open	133	45	52	45	275
4	Putnam	Kelley Smith Elementary School 141 Kelley Smith School Rd. Palatka, FL 32177	Open	9	4	0	11	24

**Special Needs Shelters (SpNS) Status and Census (10/9/2024 @ 1700—data pulled from Special Needs Registry)**  
**“Closed” shelter status indicates the shelter was open at some point during the incident but is now closed.**

FDEM Region	County	Opened Shelters	Current Shelter Status	Clients	Caregivers	Other Shelterees	Shelter Staff	Total
4	Saint Johns	Freedom Crossing Academy 1365 Shetland Dr. Saint Johns, FL 32259	Open	19	2	0	51	72
8	Saint Lucie	Havert L. Fenn Center 2000 Virginia Ave. Fort Pierce, FL 34982	Open	45	12	8	67	132
9	Sarasota	Lamarque Elementary School 3415 Lamarque Ave. North Port, FL 34286	Open	218	120	40	65	443
9		Tatum Ridge Elementary School 4100 Tatum Rd. Sarasota, FL 34241	Open	228	88	53	109	478
5	Seminole	Bentley Elementary School 2190 Oregon Ave. Sanford, FL 32771	Open	40	25	26	21	112
5		Highlands Elementary School 1600 Sheppard Rd. Winter Springs, FL 32708	Open	32	8	15	16	71
5		Layer Elementary School 4201 S.R. 419 Winter Springs, FL 32708	Open	15	6	0	13	34
5	Sumter	Wildwood Community Center 6500 Powell Rd. Wildwood, FL 34785	Open	31	12	7	24	74
3	Suwannee	Suwannee Intermediate School 1419 Walker Ave SW Live Oak, FL 32064	Open	2	1	0	5	8

**Special Needs Shelters (SpNS) Status and Census (10/9/2024 @ 1700—data pulled from Special Needs Registry)**  
**“Closed” shelter status indicates the shelter was open at some point during the incident but is now closed.**

FDEM Region	County	Opened Shelters	Current Shelter Status	Clients	Caregivers	Other Shelterees	Shelter Staff	Total
5	Volusia	Galaxy Middle School 2400 Eustace Ave. Deltona, FL 32725	Open	29	7	0	64	100
5		Hinson Middle School 1860 N Clyde Morris Blvd. Daytona Beach, FL 32117	Open	40	6	9	60	115
Total Shelters Currently Open: <b>62</b>				Total Census: <b>8819</b>				

\*Wiregrass is a regional shelter.

**Health Care Facility Status\* (as of 10/9/2024 @ 1800)**

**Hospitals Status**

Closed or Evacuating	Reporting Damage	On Generator Power		No Power
28	-	Partial Power: -	Full Power: -	-

**Specific Hospital Data**

FDEM Region	County	Hospital Name	Operational Status	Reported Damage (Severity)	Power Status	Comments
5	Brevard	CAPE CANAVERAL HOSPITAL	Evacuating			
9	Charlotte	HCA FLORIDA FAWCETT HOSPITA	Evacuating			
9	Charlotte	SHOREPOINT HEALTH PORT CHARLOTTE	Evacuating			
9	Charlotte	SHOREPOINT HEALTH PUNTA GORDA	Evacuating			
9	Collier	PHYSICIANS REGIONAL MEDICAL CENTER - NORTH	Evacuating			
7	Highlands	HCA FLORIDA HIGHLANDS HOSPITAL	Evacuating			
6	Hillsborough	HCA FLORIDA WEST TAMPA/ PART OF SOUTH TAMPA	Evacuating	-	-	-
6	Hillsborough	KINDRED HOSPITAL-BAY AREA-TAMPA	Evacuating			
6	Hillsborough	ST JOSEPHS HOSPITAL BEHAVIORAL HEALTH CENTER	Evacuating			
8	Indian River	HCA FLORIDA VERO BEACH EMERGENCY A PART OF HCA FLORIDA LAWNWOOD	Evacuating			Hospital - ED
9	Lee	ENCOMPASS HEALTH HOSPITAL OF CAPE CORAL	Evacuating	-	-	-
6	Manatee	HCA FLORIDA PALMETTO EMERGENCY	Evacuating			Hospital- ED
6	Manatee	HCA FLORIDA SOUTH BRADENTON EMERGENCY	Evacuating			Hospital- ED
6	Pasco	MORTON PLANT NORTH BAY	Evacuating			
6	Pinellas	ADVENTHEALTH NORTH PINELLAS	Evacuating			
6	Pinellas	ENCOMPASS HEALTH REHABILITATION HOSPITAL OF LARGO	Evacuating	-	-	-

6	Pinellas	HCA FLORIDA LARGO WEST HOSPITAL A PART OF HCA FLORIDA LARGO	Evacuating	-	-	-
6	Pinellas	HCA FLORIDA PASADENA HOSPITAL	Evacuating	-	-	-
6	Pinellas	KINDRED HOSPITAL BAY AREA ST PETERSBURG	Evacuating	-	-	-
6	Pinellas	WINDMOOR HEALTHCARE OF CLEARWATER	Evacuating	-	-	-
6	Pinellas	BARDMOOR EMERGENCY CENTER	Evacuating			Hospital- ED
6	Pinellas	HCA FLORIDA CLEARWATER EMERGENCY A PART OF HCA FLORIDA LARGO	Evacuating			Hospital- ED
6	Pinellas	HCA FLORIDA LAKE TARPON / PART OF HCA TRINITY	Evacuating	-	-	Hospital- ED
6	Pinellas	ORLANDO HEALTH EMERGENCY ROOM – PINELLAS PARK	Evacuating	-	-	Hospital- ED
9	Sarasota	HCA FLORIDA ENGLEWOOD HOSPITAL	Evacuating	-	-	-
9	Sarasota	PAM REHABILITATION HOSPITAL OF VENICE	Evacuating			
4	St. Johns	HCA FLORIDA JULINGTON CREEK EMERGENCY A PART OF HCA FL MEMORIAL	Evacuating			
5	Volusia	HALIFAX PSYCHIATRIC CENTER-NORTH	Evacuating			

**Other Health Care Facilities Status (Non-Hospital) – ALF/NH/Dialysis, et al.**

<b>Closed or Evacuating</b>	<b>Reporting Damage</b>	<b>On Generator Power</b>		<b>No Power</b>
371	-	Partial Power: -	Full Power: -	-

\*All data is self-reported to the Agency for Health Care Administration (AHCA). See [this](#) page for AHCA resources regarding Milton.

AHCA staff conducted 421 calls/emails today.

**County Health Department (CHD) Facility Status (as of 10/9/2024 @1700)**

Closed / Evacuated	Reporting Damage	On Generator Power		No Power
46	0	Partial Power: 0	Full Power: 0	0

**Specific CHD Data**

Region	County	Date Closed	Date Reopening	Comments
3	Alachua	10/9/2024		
3	Bradford	10/9/2024	10/11/2024	
5	Brevard	10/9/2024	10/11/2024	
10	Broward	10/9/2024	10/11/2024	
9	Charlotte	10/6/2024	10/11/2024	
6	Citrus	10/8/2024	10/11/2024	
4	Clay	10/9/2024	10/11/2024	
9	Collier	10/8/2024	10/14/2024	
3	Columbia	10/9/2024	10/11/2024	
7	DeSoto	10/8/2024	10/11/2024	
3	Dixie	10/8/2024	10/11/2024	
4	Duval	10/9/2024	10/14/2024	
4	Flagler	10/9/2024	10/14/2024	
3	Gilchrist	10/8/2024	10/11/2024	
9	Glades	10/8/2024	10/11/2024	
3	Hamilton	10/9/2024		
7	Hardee	10/8/2024		
9	Hendry	10/8/2024	10/11/2024	
6	Hernando	10/8/2024	10/14/2024	
7	Highlands	10/8/2024	10/14/2024	
6	Hillsborough	10/7/2024	10/11/2024	

8	Indian River	10/8/2024	10/11/2024	
5	Lake	10/7/2024	10/14/2024	
9	Lee	10/7/2024	10/14/2024	
3	Levy	10/9/2024	10/11/2024	
6	Manatee	10/8/2024	10/14/2024	
5	Marion	10/8/2024	10/11/2024	
8	Martin	10/8/2024	10/14/2024	
10	Miami-Dade	10/8/2024		
10	Monroe	10/9/2024		
4	Nassau	10/9/2024	10/11/2024	
7	Okeechobee	10/8/2024	10/11/2024	
5	Orange	10/9/2024	10/11/2024	
5	Osceola	10/8/2024	10/11/2024	
8	Palm Beach	10/8/2024	10/11/2024	
6	Pasco	10/8/2024	10/11/2024	
6	Pinellas	10/8/2024	10/14/2024	
7	Polk	10/8/2024	10/11/2024	
4	Putnam	10/7/2024	10/14/2024	
9	Sarasota	10/8/2024	10/11/2024	
5	Seminole	10/9/2024	10/14/2024	
4	St. Johns	10/8/2024	10/11/2024	
8	St. Lucie	10/8/2024	10/14/2024	
5	Sumter	10/9/2024	10/11/2024	
3	Union	10/9/2024	10/11/2024	
5	Volusia	10/8/2024	10/14/2024	

## PUBLIC HEALTH General Information

**DOH Labs:** BPHL – Tampa is closed 10/8/24 -10/10/24. The labs in Jacksonville and Miami are closed 10/9/2024.

The following information reflects post-landfall environmental impacts from Hurricane Helene.

**Boil Water Notices (BWNs):** There are currently seventeen (16) active BWNs in effect: Charlotte (1), Citrus (1), Dixie (1), Hillsborough (4), Levy (4), Madison (1), Putnam (2), Taylor (2).

Forty (40) BWNs have been rescinded: Alachua (1), Charlotte (2), Citrus (5), Clay (1), Columbia (4), Duval (1), Hillsborough (10), Lake (2), Lee (1), Leon (2), Manatee (1), Marion (4), Nassau (1), Pasco (1), Pinellas (1), Putnam (1), Sumter (2).

Boil Water notices are available at: <https://www.floridahealth.gov/environmental-health/drinking-water/boil-water-notices/index.html>.

**Sewage Spills:** Ninety-two (92) reported to the State Watch Office from the impacted areas as a result of Hurricane Helene: Alachua (1) (9,000 gallons), Bay (9) (54,940 gallons), Calhoun (2) (65,000 gallons), Charlotte (1) (1,600,000 gallons), Columbia (1) (unknown amount), Dixie (1) (unknown amount), Duval (3) (4,500 gallons), Gadsden (4) (102,000 gallons), Gulf (1) (1,000 gallons), Hillsborough (15) (7,497,042 gallons), Lee (1) (1,000 gallons), Manatee (20) (9,010,000 gallons), Palm Beach (1) (20 gallons), Pasco (1) (4,500 gallons), Pinellas (26) (1,157,816 gallons), Polk (1) (44,000 gallons), Sumter (1) (20,000 gallons), Washington (3) (6,450 gallons).

Total gallons: 19,577,268 gallons

Note: The total gallon amount may continue to fluctuate as updated reports are received.

### Environmental Health Strike Team Deployment

County	# of deployed Strike Teams	Notes
-	-	-

## General Information

### Declarations, Notices, and Executive Orders:

- [EO-24-214](#), [EO 24-215](#),
- [DOH Emergency Order 24-003](#)
- [Curfew Letter](#) for healthcare workers

**People First Object Code: 645993**

**Media Requests:** Communications Office, (850) 245-4111, [Newsmedia@flhealth.gov](mailto:Newsmedia@flhealth.gov)

**Emergency Medication Refills: Effective October 5, 2024 (EO 24-214),** In accordance with section 465.0275(2), Florida Statutes, pharmacists may dispense up to a 30-day emergency prescription refill of maintenance medication to persons who reside in an area or county covered under this Executive Order and to emergency personnel who have been activated by their state or local agency but who do not reside in an area or county covered by this Executive Order. In accordance with section 465.019(4)(b), Florida Statutes, a hospital that operates a Class II or Class III institutional pharmacy located in an area or county covered under this Executive Order may prescribe and dispense a supply of a medicinal drug lasting up to 72 hours.

**Open Pharmacies:** For a map of local open pharmacies, visit: [www.RXopen.org](http://www.RXopen.org)

**Employee Assistance Program:** The Employee Assistance Program (EAP) is a benefit provided by your employer, the State of Florida. It is a resource that's free for you and your family/household members, and provides 24/7 confidential access to counseling, resources, and support for any issue that's on your mind. Additionally, it can help with a spectrum of daily living issues related to childcare, elder care, family, financial and legal concerns, education, housing and much more. Call 24/7 at 1 (833) 746-8337 or visit: [https://www.mybenefits.myflorida.com/work\\_and\\_life/additional\\_benefits/employee\\_assistance\\_program](https://www.mybenefits.myflorida.com/work_and_life/additional_benefits/employee_assistance_program).